


STK3102III



4053A

Thick Film Hybrid IC

2-Channel Voltage Amplifier for 90 to 100W AF Power Amplifier (Dual Supplies)

(E1537A)

Features

- . The AC amp circuit configuration eliminates the need to use an external midpoint adjust circuit.
- . External parts provide more flexibility in phase compensation.
- . Low distortion (0.005%) due to built-in current mirror circuit.

Maximum Ratings at $T_a=25^{\circ}\text{C}$

			unit
Maximum Supply Voltage	$V_{CC\text{max}}$	± 75	V
Operating Case Temperature	T_C	115	$^{\circ}\text{C}$
Storage Temperature	T_{stg}	-30 to +115	$^{\circ}\text{C}$

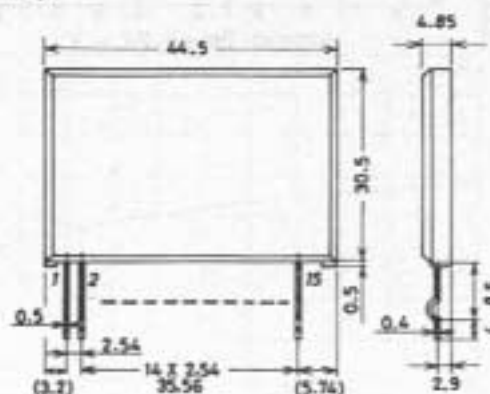
Operating Characteristics at $T_a=25^{\circ}\text{C}$, $V_G=40\text{dB}$, See Test Circuit.

			min	typ	max	unit
Current Dissipation	I_{CC}	$V_{CC}=\pm 60\text{V}$		20	30	mA
Midpoint Voltage	V_N	$V_{CC}=\pm 60\text{V}$	-50		+50	mV
Output Noise Voltage	V_{NO}	$V_{CC}=\pm 60\text{V}$, $R_g=10\text{kohms}$			1.0	mV
Input Resistance	r_i	$V_{CC}=\pm 60\text{V}$, $f=1\text{kHz}$, $V_o=2.83\text{V}$		92		kohm
Total Harmonic Distortion	THD	$V_{CC}=\pm 50\text{V}$, $f=20\text{kHz}$, $V_o=28.3\text{V}$			0.005	%

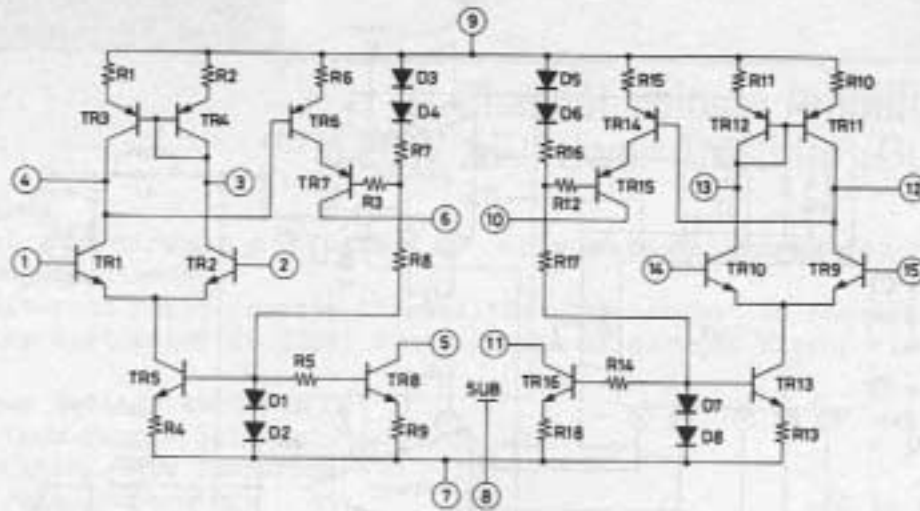
Remarks

- . When testing, use a regulated power supply unless otherwise specified.

Case Outline 4053A (unit:mm)



Equivalent Circuit



Test Circuit

