




2011

SHIMANO®

PRODUCT CATALOG | RODS | REELS | GEAR





> Contents

Systems

Waxwing™	4
Shallow Water Jig	6
Butterfly®	8
Lucanus®	10
Microline	12

Rod

Saltwater Rods	14
Jigging Rods	42
Inshore Jig & Bait	46
Surf Rods	50
Freshwater Rods	51
Ultra Durable	70
Muskie Rods	72
Salmon/Steelhead Rods	74
Trolling Rods	76

Reel

Reel Features	78
Low Profile Baitcasting	85
Round Baitcasting	89
Digital Control	92
Conventional Reels	93
Offshore Spinning Reels	102
Spinning Reels	105

Combos

Zeric Combo	114
Zirca Combo	114
Zyclo Combo	114
Zieda Combo	115
Zuraca Combo	115
Zerus Combo	115
Zircos Combo	116
Zenora Combo	116
Zalor Combo	116

Lures

Waxwing™	117
Shallow Water Jigs	118
Lucanus® Jigs	120
Butterfly® Jigs	122

Gear

Tackle Bags	126
Tools	128
Accessories	129
Apparel	130
Customer Service	134
Warranty Information	136

About this catalog

Product Specification Charts

Shimano® manufactures thousands of rods, in so many configurations, it's hard to keep track of them all. We make so many configurations because we know that for every angler that wants a 6' 6" bass rod with lightning quick tip, there's another that prefers a 7' rod for the same conditions. So in order to make sure that you get exactly what you want, we list all of our rods in this catalog.

The specification charts are a wealth of information—even the model numbers themselves tell you how a rod is set up. See below.

Number of Guides
Some anglers prefer more guides, others save money by requiring fewer.

Pieces
If you want to pack your rod in your suitcase or back seat, look for a two-piece model.

Actual Weight of Rod

Clarus® Spinning

Model	Power	Action	Mono Line Rating (lb)	PowerPro® Line Rating (lb)	Lure Rating (oz)	Pieces	Handle Style	Foregrip Length	Reargrip Length	Number of Guides	Grams	MSRP
5'0" CSS50ULA	Ultra Light	Medium Fast	1-4	5-10	1/32-3/16	1	A	2.0"	5.0"	Tip+5	88	\$69.99
5'6" CSS56ULA	Ultra Light	Medium Fast	2-6	5-10	1/32-3/16	1	A	2.0"	5.0"	Tip+6	92	\$69.99
CSS56UL2A	Ultra Light	Medium Fast	2-6	5-10	1/32-3/16	2	A	2.0"	5.0"	Tip+6	90	\$69.99
CSS56LA	Light	Fast	2-8	5-10	1/16-1/4	1	A	2.0"	5.0"	Tip+6	92	\$69.99
6'0" CSS60ULA	Ultra Light	Medium Fast	2-6	5-10	1/32-3/16	1	B	2.5"	6.5"	Tip+6	100	\$69.99
CSS60LA	Light	Fast	2-10	5-20	1/16-5/16	1	B	2.5"	6.5"	Tip+6	110	\$69.99
CSS60MA	Medium	Fast	6-12	5-20	1/8-1/2	1	B	2.5"	6.5"	Tip+6	110	\$69.99
CSS60M2A	Medium	Fast	6-12	5-20	1/8-1/2	2	B	2.5"	6.5"	Tip+6	110	\$69.99
CSS60MHA	Medium Heavy	Fast	8-14	10-30	1/4-3/4	1	B	2.5"	6.5"	Tip+6	115	\$69.99
CSSX60MHA	Medium Heavy	Extra Fast	8-14	10-30	1/4-3/4	1	B	2.5"	6.5"	Tip+6	112	\$69.99

Model Number
CSS60M2

CS - This is the family abbreviation, in this case, Clarus®

S - Follows the family, S stands for Spinning. C is for Casting and T is for Trolling

60 - Is the rod's length in feet and inches, in this case, 6' 0"

M - The rod's power, in this case, Medium. Powers vary from UL (Ultra Light) to XXH (Extra Extra Heavy)


2 - Indicates a two-piece rod

Power and Action
See page 119

Line Rating and Lure Rating

Make it easy on yourself. Look here to quickly determine the rod's specific purpose. Will it function for other tasks? Of course it will. But this is the *optimum* pound-test and lure weight for this particular rod. PowerPro® line ratings are also included.

Reargrip Length **Foregrip Length**
Measured in inches Measured in inches



Handle Style
Each different handle configuration is shown and labeled.

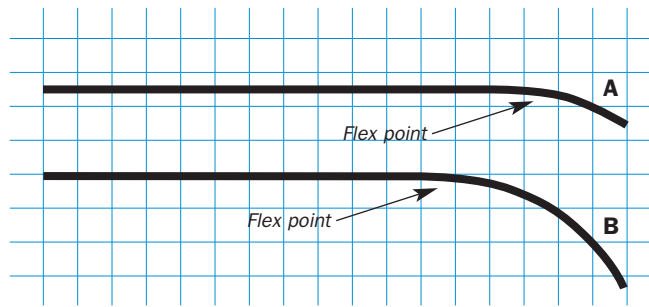
About Power and Action

Power

We define power as the strength required to move a fish. Each of our series of rods is created with various blends of materials and rated to describe its appropriate power. The power for each rod is determined by analyzing its application, environmental conditions and fighting style.

Action

The action of a rod describes where it flexes both during the cast and on the retrieve. The action, in combination with materials and components, determines a rod's performance. A rod with an Extra Fast action flexes closest to the tip. As the action descends from Extra Fast to Slow, the flex descends through the rod blank towards the butt. The design of each action is customized to a particular fishing application. We take into consideration such variables as angler preferences, personal styles and the presentation and performance of lures on both the delivery and in the retrieve. These variables can be optimized when the proper action is combined with the proper lure selection.



Rods that begin bending out near the tip (figure A) are considered "Fast" rods. Rods that bend more in the middle of the length are considered "Slow" (figure B).

ROD ACTIONS

S	Slow
M	Medium
MF	Medium Fast
F	Fast
XF	Extra Fast

ROD POWERS

UL	Ultra Light
L	Light
ML	Medium Light
M	Medium
MH	Medium Heavy
H	Heavy
XH	Extra Heavy
XXH	Extra Extra Heavy

Warranty Information

Limited Lifetime Warranty Program

We offer this program for our Cumara®, Crucial®, Compre®, Clarus®, Cennan®, Convergence®, Talora®, Calcutta®, Teramar®, Trevala®, Trevala®F, Tiralejo™, Talavera®, Tallus® IGFA®, Tallus® Trolling, Tallus® Stand Up, Tallus® Blue Water, Tallus® Ulua and Tallus® Kingfish series rods, Tescata™, Terez™, Cumulus.

Have fun and enjoy the security of our Limited Lifetime Warranty program. We will replace the original retail purchaser's rod, at no charge, when the damage has occurred under normal fishing conditions. Rods damaged by accident or by misuse are not covered under this Limited Lifetime Warranty program.

We give you two choices to select from under our Limited Lifetime Warranty program: This program makes our warranty replacement simple.

1) OVER-THE-COUNTER REPLACEMENT

The first choice is our over-the-counter replacement program, offered at participating dealers. These participating dealers have the option of honoring valid warranty claims in their store or can refer any claim back to Shimano®. All you have to do is bring back the damaged rod to the dealer from where you purchased it, accompanied with your valid dated sales receipt.

2) SEND THE ROD BACK

The second choice under our Limited Lifetime Warranty program is to send the rod directly back to Shimano® for evaluation. Our address is listed on the back cover. If you choose to send it back to us, send it postage prepaid and insured, accompanied by your valid and dated sales receipt with a brief note describing the difficulty you are experiencing. Rods that are repaired or replaced under this Limited Lifetime Warranty program will be shipped back to you with Shimano® paying the returned shipping charges.

Our Scimitar®, Sojourn®, Stimula®, FX®, Solara® and TDR® series rods are covered under our One Year Limited Warranty program. Under this program, we will replace the rod at no charge when the damage has occurred under normal fishing conditions. Just send the rod back to Shimano®, as described above, within one year of purchase and we will send you a replacement. **For complete rod warranty details please visit www.Shimano.com.**



NEW

Speed, distance, and power are all important factors in saltwater lure casting. Releasing the lure from the hook-keeper, sliding your way to the bow in 4 foot seas, going 30 knots into a head wind while facing an acre of breaking jumbos in front of you – this is Tuna fishing today. Yes, we are crazy, and no, we don't skydive. It's too dangerous. This is the Waxwing™ mentality. The lure was specifically designed for this type of fishing. Sure, it does a lot more than that!! We have not been able to find a predator on the list that won't eat it!! That's not a bad problem to have. The speed of the system makes it a go, when a blink of the eye is all the fish will give you. The aerodynamics of the lure make it easy to cast. Many report they can outcast their buddies fishing 5 oz more because of this. The unique fin design allows it to swim like no other lure on the market. Fish bite it like it's the first time they have ever seen it. Like the home run hitter going after a nasty curve ball, the rod, the reel, the line and the lure are all meshed together as one deadly package. Whether it's Giant Bluefin, Reds, or Calico Bass you seek, you have never really caught them in the most fun way possible, until you cast and hit the target with the Waxwing™.



Waxwing™ 88 Boy
All models, *See page 117*



Waxwing™ 118 Jr.
All models, *See page 117*



PowerPro®
Vermilion Red


Visit <http://powerpro.com>
for more information.





Tereze

NEW



Available Colors



Aqua



Emerald Green



Fighting Lady Yellow



Pearl White



Sunset Red

Tereze™ Waxwing **NEW**

All models, *See page 120*

CURADO®

Curado® E

CU200E7, CU300EJ **New Model**

See page 86



SUSTAIN® FE

SA3000FE, SA4000FE

See page 105





Shallow Water System

Snapper, Grouper, Stripers and Sea Bass are all locked into the crosshairs of the new Shallow Water Butterfly® system. Given the effectiveness of the original Butterfly® system, and the encore of the flat side jigs, it was only a matter of time before we had to focus on a different piece of water. Spot fishing with the Butterfly® is where the system really shines. The Plotter is your road map to 150' depths of stones, wrecks and underwater dungeons where these bad attitudes hang out. With the original system, and its super high speed approach, you had to have a lot of water under the boat to give it the time to work and show it's fluttering magic. This is not the case with the Shallow Water Butterfly® system. 50', 75', 15 seconds to the bottom, 3 cranks, 5 cranks and moving on to the next stone... this is how we effectively fish Shallow Water Butterfly®. More spots and more fish, in less time is the name of the game with Shallow Water Butterfly®. Most fisherman thought the original system was light. So much so, in fact, that they remained doubtful until we supervised their first drop into the depths, then they were amazed at what they were able to conquer. With this new Shallow Water Butterfly® system, the rods are lighter, the reels are smaller and yet you can still dominate some very big fish!! Agility is the name of the game with this system. It's not for the faint of heart or for the slow to react. This is action reaction fishing in its purest state.

Butterfly® Shallow Water Jigs

NEW

All models. See page 118, 119



Centervortex



Slidand



Whirligig



PowerPro® Hollow Ace




PowerPro® Regular Series



Visit <http://powerpro.com> for more information.

Jigging Wind-On Leader

See page 124



CURADO®



Curado® E

CU300EJ **New Model**

See page 86



NEW



Trevala® S NEW

All models, *See page 43*

STELLA®

Stella® SW

STL5000SW,
STL8000SW,
STL8000SWPG,
STL10000SW,
STL18000SW,
STL20000SW

See page 102



TRINIDAD®

NEW

Trinidad® A NEW

TN10A, TN12A, TN14A, TN16NA,
TN16A, TN20A, TN30A.

See page 97



Saragosa®

SRG3000F, SRG4000F,
SRG5000F, SRG6000F,
SRG8000F, SRG14000F,
SRG18000F

See page 102



TORSA®

TS16N, TS16, TS20,
TS30, TS40

See page 94, 95





Butterfly Flat Side Jigs

All models
See page 122

The recent success of Butterfly® Jigging in the United States can be attributed to its introduction in Japan during the early 1990's. Japanese anglers developed a revolutionary style of deep water jigging that changed the nature of jigging as it was known at the time. Fishing as deep as 500 feet, they were using the first generation of super lines coupled with fluorocarbon shock leaders and the original jig designs. Shimano was able to successfully identify the significance of these jigs, and created a new lure design introduced as the Butterfly® Jig. The lure, combined with the line and tackle, helped increase sensitivity to detect bites, and get successful hooksets. The end result has been an increase in fish catching percentages, proving that the Butterfly® Jig System works in aiding anglers across the globe to catch more fish! The Butterfly® Jig System has proven its fish catching prowess in oceans throughout the world, and has generated astounding success for fisherman in North and South America. The Butterfly® Jig catches more species of fish in more locations, while providing you an exhilarating fishing experience!

Jigging Wind-On Leader

See page 124



Butterfly® Jig Storage Bag

See page 123

Butterfly® Tackle Bag

See page 123



STRADIC® FI

All Models

See page 107



SUSTAIN® FE

All Models

See page 105



STELLA®

All Models

See page 102, 105





NEW



Trevala® S NEW

All models, *See page 43*



Trevala® F

All models, *See page 42*



Trevala®

All models, *See page 44*

TRINIDAD®

All Models

See page 92, 97



TYRNOS®

All Models

See page 98



Saragosa®

All Models

See page 102



TORSA®

All Models

See page 94, 95





Lucanus® Jigs

All models, *See page 120*



Recreational anglers of Japan just recently uncovered the commercial angler's secret of the "Snapper Rubber Jig" which resulted in the successful catching of Red Snapper. Since the discovery, recreational anglers modified the jig to make it the hottest technique in Japan to date. Shimano began researching this technique and developed the U.S. version of the jig and technique necessary for U.S. waters. It is called this the Lucanus® Jig. After fishing for Rockfish, Yellowtail, Snapper and Cod in Southern California, Mexico, Cape Cod, Louisiana Oil Rigs, and Alaska, we saw amazing results and now share that secret with you. Bottom fishing with heavy tackle and cut-baits can be laboring and time consuming, however, Lucanus® takes the labor out of sportfishing and provides you the freedom to fish without the need for live bait.

Lucanus® is effective in each season but performs the best in cold water conditions when fish aren't so active. Lucanus® offers an easy and simple style of bottom fishing with light tackle. Unlike Shimano's Butterfly® Jigging technique's quick up and down motion, the Lucanus® technique is a slow up and down motion a few feet over the bottom. Fish bites are visible and can be felt directly through the soft rod tip, which guarantees anglers excitement and enjoyment.

Replacement Skirts & Trailers

See page 121



Jig Keeper

See page 121

Replacement Multiple Hook System


See page 121





TESCATA™

NEW



Tescata **NEW**

All models, *See page 45*

CALCUTTA TE®
400LJV
*Lucanus® Jig
Version*



Calcutta TE®
400LJV

See page 89

MICROLINE

Tick..... is sometimes all you feel when a Trout, Bass or Pan-fish takes a lure or jig. Sensitivity in light line applications is key, and frankly it is one of the main reasons we use it; AND for the sport!! No stretch is also a big key to sensitivity. When you are using monofilament or another stretchy line, the sensitivity is deadened. The Microline system that utilizes new Microline PowerPro® Stradic® CI4 FML reels and G.Loomis GLX Microline rods is a match made in heaven. The most sensitive rod on the planet is paired with a reel built for fishing the smallest diameter line ever made, with absolutely no stretch. It's a no brainer!! You are flat going to feel everything the lure and the fish are doing. Above all, you will feel the tick.....



G.Loomis® CI4F Microline

ROD TSR690S-1 GLX
ROD TSR791S-1 GLX

Visit www.gloomis.com
for more information.



STRADIC® CI4

NEW

Stradic® CI4F Microline

STCI41000FML
See page 106





PowerPro® Regular

3 and 4 lb. test.

Visit <http://powerpro.com> for more information.





Terez[™]

NEW



Recommended Uses

TZC66H: Start with 60lb Hollow Ace and splice in 50lb Flourocarbon. This is the best 50lb bait stick we have ever fished. This rod will pull all day long but doesn't fight the angler back. You will catch more fish because you won't be tired.

TZCX66H: The perfect action for fishing 50lb while getting your Yo Yo on. It has a flat foregrip so that you can lay the rod on the rail that acts kind of like a gimbal, No rolling around. Turn that Trinidad 40 as fast as you can with ease.

TZC66XH: Start with 80lb Hollow Ace and splice in 60lb Flourocarbon. Have you ever dreamed of catching Tuna while holding the rod under your arm versus in a belt or placing the butt section in your gut? The most comfortable 60lb rod you will ever fish.

TZCX66XH: The perfect action for fishing 60lb with its Extra Fast action for fishing the Yo Yo or if you like the Extra Fast action for Fishing bait. Extra Fast rod without the normal Extra Fast pushback on your body while pulling on the fish.

TZC66XXH: Drop back cockpit rod with 100lb Hollow Ace with an 80lb top shot for fishing Blue Marlin, Striped Marlin and Tuna Fish. This rod puts tons of pressure on the fish without putting all the pressure on you.

TZCX66XXH: Fishing with Heavy jigs for Big Eyes in the canyon, Yellowfins at the Riv, or Bluefin on the bank, this rod was built to pull hard. Normal rods after catching one of these giants you would be worn out, this rod gets you back in the game to get another one.

TZC70M: Put a Talica 8 or one of the smaller Trinidad's packed with 40lb Power Pro with a short 20lb top shot and you will have the lightest most powerful 20lb outfit you have ever fished.

TZC70MH: Trinidad 14 or Talica 10 filled with 50lb power pro and topped with 30lb Flourocarbon will make out to be the perfect 30lb rig. This rod has pulling power like nothing ever built and is the most comfortable 30lb rod you will ever fish with.

TZCX70MH: The Extra Fast action allows you to throw a squid and fish a squid with ease. No more throwing your squid off during the cast as that was the purpose of creating this Yellow and Seabass Rod.

TZC70H: Your Sardine or Small Mackerel Caster with a Talica 12 or Trinidad 20 filled with 60lb Hollow Ace or 65lb Power Pro and topped with 40lb Flourocarbon. When the fish are boiling just outside the chum line you can now reach them with this outfit.

TZC70XH: Dropper Loop 50lb rod that will pull on that Giant Yellow hard without killing your body when you are putting the screws to them.

TZC80ML: Designed to fish either 30lb or 40lb Power pro with a short Top Shot of 20lb Flourocarbon while casting your smaller baits like Anchovies, Pilchards, or Smaller Sardines.

TZC80M: Designed to fish either 30lb or 40lb Power pro with a short Top Shot of 30lb Flourocarbon while casting regular sized Sardines or other live baits of that size.

TZC80MH: This rod was built to Fish either 50lb to 65lb Power Pro with a short Top Shot of 40lb Flourocarbon while fishing with a Sardine or a sliding sinker squid rig

TZC80H: For those of you White Seabass guys this rod was designed for fishing in the Rod Holder with 65lb-80lb Power Pro and a top shot of 50lb, used as a drop per loop or with your favorite White Seabass Jig.

TZS69M: While dropping back on Salifish when they are in the spread this shorter rod will keep you engaged with what is going on behind the boat. No smacking your rod against the rigger lines or other rods that are in the trolling pattern.

TZS69MH: If you have a smaller cockpit and are catching school sized Tunas this rod will put the fish in the boat fast. Not too short and not too long but with all the power needed to put the screws to the fish.

TZS69H: Like the MH version with a more power in the blank for your larger sized fish.

TZS69XH: The Key to bottom fishing is getting the fish out of the wreck quick. This rod will not only pull up anything that bites but you can now do it comfortably. Less push back on the Angler allowing you to make more drops without fatigue.

TZS72ML: Casting Small live baits like Shrimp and Crabs can be difficult when you need distance and accuracy. This rod will not only cast great but when you hook up it has more power than you think it would.

TZS72M: Long Left Rigger, Long Left Rigger, the best words you can here when trolling for Sails. This rod was designed for the Drop Back. This rod is longer to help you put your hooked bait into the proper spot in your trolling pattern.

TZS72MH: This is a heavier Sailfish Rod that can double as your Bucktail Jig rod for your bottom species. Once bit tuck this rod under your arm for extreme pressure on the fish and less pressure on you.

TZS78H: when the Tunas are crashing the surface fishing the popper is the best. This rod will throw your plug with accurately and with all the distance that you need. Once you are on take your pulling hand from the reel and place it up on the custom forward handle. Best

fished Poppers up to 4 ounces.

TZS78XH: Built for your heavier popping baits than the H version. Both rods have Fuji's LC guide frames for casting Power Pro. You will get more distance with this style frame verses all other frame types.

Terez Waxwing Rods

TZCWX80M: Designed to fish the Waxwing Boy. This rod will load and shoot the jig with ease while using a Curado 200E7 filled with 40lb power pro. The lightest Calico outfit you have ever fished while using a sub-surface jig.

TZCWX80MH: Designed to fish the Waxwing Junior. This rod was built to fish the Curado 300EJ with 50lb power pro. If you get bit on a long cast just pull hard and you can get that Calico out of just about anything.

TZCW70M: Designed to fish the Waxwing Boy. Load up a Curado 200E7 with 40lb Power Pro and tie on the Waxwing boy. This outfit will make the most accurate casts that are needed when fishing Reds, and Specs.

TZCW70MH: Designed to fish the Waxwing Junior. When you are after the larger Reds or other larger inshore species the larger bait gets bit better.

TZSW72M: Designed to fish the Waxwing Boy. Built to fish a 2500 or 3000 sized reel with fast line pick up, this rod will throw the Boy where you need it too. The new K style guides will eliminate those nasty Wind knots that drive us all crazy.

TZSW72MH: Designed to fish the Waxwing Junior. Built to fish a 4000 sized reel with fast gears. This rod has the power needed to pull out Tarpon, Snook, or any other fish under those mangroves.

TZSW70M: Designed to fish the Waxwing Boy. Fishing from the beach or from a boat this rod was built to catch your larger hard pulling fish. Whether it is Stripers in the Waves or Tunas picking off small baits or even that Dolphin you spotted under that debris this rod will get them to the boat.

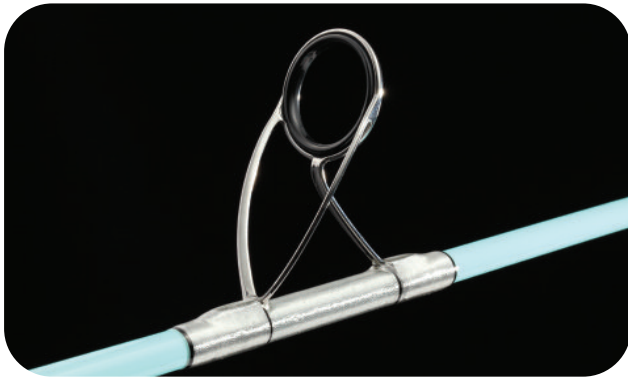
TZSW70MH: Designed to fish the Waxwing Junior. Stripers, Tuna's, Dolphin, Kings, Yellows or any other game fish that is eating larger profile baits. This rod will put the screws to them.

TZS70XH: Big Tunas boiling on Bait? This rod was built to fish Stella 20000 with heavy Power Pro. It has the Fuji LC guides for greater casting distance and the power needed to catch those large Tunas. Built to fish the Waxwing Boy or Junior. Match the bait to the size of the jig.



Terez™

NEW



Terez™ Conventional

Model #	Application	Length	Power	Action	Braided Line Weight (lb)	Handle Style	Guide Type	Gimbal	Blank Color	MSRP
TZC80MLA	Chovie 20# Sardine 20#	8'	Med-Light	Fast	20-50	F	Stainless Alconite Fuji TK	None	Aqua	\$259.99
TZC80MLEG	Chovie 20# Sardine 20#	8'	Med-Light	Fast	20-50	F	Stainless Alconite Fuji TK	None	Emerald Green	\$259.99
TZC80MLFL	Chovie 20# Sardine 20#	8'	Med-Light	Fast	20-50	F	Stainless Alconite Fuji TK	None	Fighting Lady Yellow	\$259.99
TZC80MLPW	Chovie 20# Sardine 20#	8'	Med-Light	Fast	20-50	F	Stainless Alconite Fuji TK	None	Pearl White	\$259.99
TZC80MLSR	Chovie 20# Sardine 20#	8'	Med-Light	Fast	20-50	F	Stainless Alconite Fuji TK	None	Sunset Red	\$259.99
TZC80MA	Sardine 20#	8'	Med	Fast	30-65	R	Stainless Alconite Fuji TK	None	Aqua	\$259.99
TZC80MEG	Sardine 20#	8'	Med	Fast	30-65	R	Stainless Alconite Fuji TK	None	Emerald Green	\$259.99
TZC80MFL	Sardine 20#	8'	Med	Fast	30-65	R	Stainless Alconite Fuji TK	None	Fighting Lady Yellow	\$259.99
TZC80MPW	Sardine 20#	8'	Med	Fast	30-65	R	Stainless Alconite Fuji TK	None	Pearl White	\$259.99
TZC80MSR	Sardine 20#	8'	Med	Fast	30-65	R	Stainless Alconite Fuji TK	None	Sunset Red	\$259.99
TZC80MHA	Sardine 30# Squid Slider 40#	8'	Med-Heavy	Fast	40-80	Q	Stainless Alconite Fuji TK	None	Aqua	\$259.99
TZC80MHEG	Sardine 30# Squid Slider 40#	8'	Med-Heavy	Fast	40-80	Q	Stainless Alconite Fuji TK	None	Emerald Green	\$259.99
TZC80MHFL	Sardine 30# Squid Slider 40#	8'	Med-Heavy	Fast	40-80	Q	Stainless Alconite Fuji TK	None	Fighting Lady Yellow	\$259.99
TZC80MHPW	Sardine 30# Squid Slider 40#	8'	Med-Heavy	Fast	40-80	Q	Stainless Alconite Fuji TK	None	Pearl White	\$259.99
TZC80MHSR	Sardine 30# Squid Slider 40#	8'	Med-Heavy	Fast	40-80	Q	Stainless Alconite Fuji TK	None	Sunset Red	\$259.99
TZC80HA	Squid Rod holder Rod 50#	8'	Heavy	Fast	50-100	E	Stainless Alconite Fuji TK	None	Aqua	\$259.99
TZC80HEG	Squid Rod holder Rod 50#	8'	Heavy	Fast	50-100	E	Stainless Alconite Fuji TK	None	Emerald Green	\$259.99
TZC80HFL	Squid Rod holder Rod 50#	8'	Heavy	Fast	50-100	E	Stainless Alconite Fuji TK	None	Fighting Lady Yellow	\$259.99
TZC80HPW	Squid Rod holder Rod 50#	8'	Heavy	Fast	50-100	E	Stainless Alconite Fuji TK	None	Pearl White	\$259.99
TZC80HSR	Squid Rod holder Rod 50#	8'	Heavy	Fast	50-100	E	Stainless Alconite Fuji TK	None	Sunset Red	\$259.99
TZC70MA	20# Sardine	7'	Medium	Fast	30-65	O	Stainless Alconite Fuji TK	None	Aqua	\$249.99
TZC70MEG	20# Sardine	7'	Medium	Fast	30-65	O	Stainless Alconite Fuji TK	None	Emerald Green	\$249.99
TZC70MFL	20# Sardine	7'	Medium	Fast	30-65	O	Stainless Alconite Fuji TK	None	Fighting Lady Yellow	\$249.99
TZC70MPW	20# Sardine	7'	Medium	Fast	30-65	O	Stainless Alconite Fuji TK	None	Pearl White	\$249.99
TZC70MSR	20# Sardine	7'	Medium	Fast	30-65	O	Stainless Alconite Fuji TK	None	Sunset Red	\$249.99



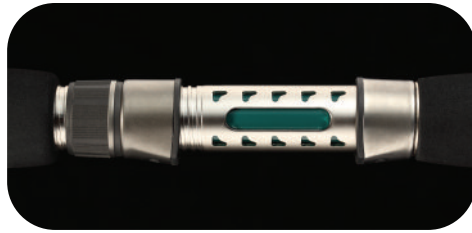

Terez™ Conventional (Continued)

Model #	Application	Length	Power	Action	Braided Line Weight (lb)	Handle Style	Guide Type	Gimbal	Blank Color	MSRP
TZC70MHA	30# Sardine Squid Slider	7'	Med-Heavy	Fast	40-80	C	Stainless Alconite Fuji TK	None	Aqua	\$249.99
TZC70MHEG	30# Sardine Squid Slider	7'	Med-Heavy	Fast	40-80	C	Stainless Alconite Fuji TK	None	Emerald Green	\$249.99
TZC70MHFL	30# Sardine Squid Slider	7'	Med-Heavy	Fast	40-80	C	Stainless Alconite Fuji TK	None	Fighting Lady Yellow	\$249.99
TZC70MHPW	30# Sardine Squid Slider	7'	Med-Heavy	Fast	40-80	C	Stainless Alconite Fuji TK	None	Pearl White	\$249.99
TZC70MHSR	30# Sardine Squid Slider	7'	Med-Heavy	Fast	40-80	C	Stainless Alconite Fuji TK	None	Sunset Red	\$249.99
TZCX70MHA	30# Sardine Squid Slider	7'	Med-Heavy	XFast	40-80	C	Stainless Alconite Fuji TK	None	Aqua	\$249.99
TZCX70MHEG	30# Sardine Squid Slider	7'	Med-Heavy	XFast	40-80	C	Stainless Alconite Fuji TK	None	Emerald Green	\$249.99
TZCX70MHFL	30# Sardine Squid Slider	7'	Med-Heavy	XFast	40-80	C	Stainless Alconite Fuji TK	None	Fighting Lady Yellow	\$249.99
TZCX70MHPW	30# Sardine Squid Slider	7'	Med-Heavy	XFast	40-80	C	Stainless Alconite Fuji TK	None	Pearl White	\$249.99
TZCX70MHSR	30# Sardine Squid Slider	7'	Med-Heavy	XFast	40-80	C	Stainless Alconite Fuji TK	None	Sunset Red	\$249.99
TZC70HA	40# Sardine Mack	7'	Heavy	Fast	50-100	N	Stainless Alconite Fuji TK	Aluminum	Aqua	\$249.99
TZC70HEG	40# Sardine Mack	7'	Heavy	Fast	50-100	N	Stainless Alconite Fuji TK	Aluminum	Emerald Green	\$249.99
TZC70HFL	40# Sardine Mack	7'	Heavy	Fast	50-100	N	Stainless Alconite Fuji TK	Aluminum	Fighting Lady Yellow	\$249.99
TZC70HPW	40# Sardine Mack	7'	Heavy	Fast	50-100	N	Stainless Alconite Fuji TK	Aluminum	Pearl White	\$249.99
TZC70HSR	40# Sardine Mack	7'	Heavy	Fast	50-100	N	Stainless Alconite Fuji TK	Aluminum	Sunset Red	\$249.99
TZC70XHA	Dropper Loop 50#	7'	Extra Heavy	Fast	65-200	D	Stainless Alconite Fuji TK	Aluminum	Aqua	\$249.99
TZC70XHEG	Dropper Loop 50#	7'	Extra Heavy	Fast	65-200	D	Stainless Alconite Fuji TK	Aluminum	Emerald Green	\$249.99
TZC70XHFL	Dropper Loop 50#	7'	Extra Heavy	Fast	65-200	D	Stainless Alconite Fuji TK	Aluminum	Fighting Lady Yellow	\$249.99
TZC70XHPW	Dropper Loop 50#	7'	Extra Heavy	Fast	65-200	D	Stainless Alconite Fuji TK	Aluminum	Pearl White	\$249.99
TZC70XHSR	Dropper Loop 50#	7'	Extra Heavy	Fast	65-200	D	Stainless Alconite Fuji TK	Aluminum	Sunset Red	\$249.99
TZC66HA	50# bait	6'6"	Heavy	Fast	50-150	A	Stainless Alconite Fuji TK	Aluminum	Aqua	\$259.99
TZC66HEG	50# bait	6'6"	Heavy	Fast	50-150	A	Stainless Alconite Fuji TK	Aluminum	Emerald Green	\$259.99
TZC66HFL	50# bait	6'6"	Heavy	Fast	50-150	A	Stainless Alconite Fuji TK	Aluminum	Fighting Lady Yellow	\$259.99
TZC66HPW	50# bait	6'6"	Heavy	Fast	50-150	A	Stainless Alconite Fuji TK	Aluminum	Pearl White	\$259.99
TZC66HSR	50# bait	6'6"	Heavy	Fast	50-150	A	Stainless Alconite Fuji TK	Aluminum	Sunset Red	\$259.99
TZCX66HA	Yo Yo Iron 50#	6'6"	Heavy	XFast	50-150	G	Stainless Alconite Fuji TK	Aluminum	Aqua	\$259.99
TZCX66HEG	Yo Yo Iron 50#	6'6"	Heavy	XFast	50-150	G	Stainless Alconite Fuji TK	Aluminum	Emerald Green	\$259.99
TZCX66HFL	Yo Yo Iron 50#	6'6"	Heavy	XFast	50-150	G	Stainless Alconite Fuji TK	Aluminum	Fighting Lady Yellow	\$259.99
TZCX66HPW	Yo Yo Iron 50#	6'6"	Heavy	XFast	50-150	G	Stainless Alconite Fuji TK	Aluminum	Pearl White	\$259.99
TZCX66HSR	Yo Yo Iron 50#	6'6"	Heavy	XFast	50-150	G	Stainless Alconite Fuji TK	Aluminum	Sunset Red	\$259.99
TZC66XHA	60# Bait	6'6"	Extra Heavy	Fast	65-200	M	Stainless Alconite Fuji TK	Aluminum	Aqua	\$259.99
TZC66XHEG	60# Bait	6'6"	Extra Heavy	Fast	65-200	M	Stainless Alconite Fuji TK	Aluminum	Emerald Green	\$259.99
TZC66XHFL	60# Bait	6'6"	Extra Heavy	Fast	65-200	M	Stainless Alconite Fuji TK	Aluminum	Fighting Lady Yellow	\$259.99
TZC66XHPW	60# Bait	6'6"	Extra Heavy	Fast	65-200	M	Stainless Alconite Fuji TK	Aluminum	Pearl White	\$259.99
TZC66XHSR	60# Bait	6'6"	Extra Heavy	Fast	65-200	M	Stainless Alconite Fuji TK	Aluminum	Sunset Red	\$259.99
TZCX66XHA	yo yo Iron 60# and bait	6'6"	Extra Heavy	XFast	65-200	S	Stainless Alconite Fuji TK	Aluminum	Aqua	\$259.99
TZCX66XHEG	yo yo Iron 60# and bait	6'6"	Extra Heavy	XFast	65-200	S	Stainless Alconite Fuji TK	Aluminum	Emerald Green	\$259.99
TZCX66XHFL	yo yo Iron 60# and bait	6'6"	Extra Heavy	XFast	65-200	S	Stainless Alconite Fuji TK	Aluminum	Fighting Lady Yellow	\$259.99
TZCX66XHPW	yo yo Iron 60# and bait	6'6"	Extra Heavy	XFast	65-200	S	Stainless Alconite Fuji TK	Aluminum	Pearl White	\$259.99
TZCX66XHSR	yo yo Iron 60# and bait	6'6"	Extra Heavy	XFast	65-200	S	Stainless Alconite Fuji TK	Aluminum	Sunset Red	\$259.99
TZC66XXHA	60# Bait	6'6"	Extra Extra Heavy	Fast	80-200	B	Stainless Alconite Fuji TK	Aluminum	Aqua	\$259.99
TZC66XXHEG	60# Bait	6'6"	Extra Extra Heavy	Fast	80-200	B	Stainless Alconite Fuji TK	Aluminum	Emerald Green	\$259.99
TZC66XXHFL	60# Bait	6'6"	Extra Extra Heavy	Fast	80-200	B	Stainless Alconite Fuji TK	Aluminum	Fighting Lady Yellow	\$259.99
TZC66XXHPW	60# Bait	6'6"	Extra Extra Heavy	Fast	80-200	B	Stainless Alconite Fuji TK	Aluminum	Pearl White	\$259.99
TZC66XXHSR	60# Bait	6'6"	Extra Extra Heavy	Fast	80-200	B	Stainless Alconite Fuji TK	Aluminum	Sunset Red	\$259.99
TZCX66XXHA	80# Bait	6'6"	Extra Extra Heavy	XFast	80-200	H	Stainless Alconite Fuji TK	Aluminum	Aqua	\$259.99
TZCX66XXHEG	80# Bait	6'6"	Extra Extra Heavy	XFast	80-200	H	Stainless Alconite Fuji TK	Aluminum	Emerald Green	\$259.99
TZCX66XXHFL	80# Bait	6'6"	Extra Extra Heavy	XFast	80-200	H	Stainless Alconite Fuji TK	Aluminum	Fighting Lady Yellow	\$259.99
TZCX66XXHPW	80# Bait	6'6"	Extra Extra Heavy	XFast	80-200	H	Stainless Alconite Fuji TK	Aluminum	Pearl White	\$259.99
TZCX66XXHSR	80# Bait	6'6"	Extra Extra Heavy	XFast	80-200	H	Stainless Alconite Fuji TK	Aluminum	Sunset Red	\$259.99


























Terez

NEW



> HANDLE STYLES

- A 
- B 
- C 
- D 
- E 
- F 
- G 
- H 
- I 
- J 
- K 
- L 
- M 
- N 
- O 
- P 
- Q 
- R 
- S 
- T 
- U 
- V 
- W 

Limited Lifetime Warranty (see page 3)


Terez™ Spinning

Model #	Application	Length	Power	Action	Braided Line Weight (lb)	Handle Style	Guide Type	Gimbal	Blank Color	MSRP
TZS72MLA	Shrimp/Crab	7'2"	Med Light	XFast	15-40	V	Stainless Alconite Fuji TK	None	Aqua	\$249.99
TZS72MLEG	Shrimp/Crab	7'2"	Med Light	XFast	15-40	V	Stainless Alconite Fuji TK	None	Emerald Green	\$249.99
TZS72MLFL	Shrimp/Crab	7'2"	Med Light	XFast	15-40	V	Stainless Alconite Fuji TK	None	Fighting Lady Yellow	\$249.99
TZS72MLPW	Shrimp/Crab	7'2"	Med Light	XFast	15-40	V	Stainless Alconite Fuji TK	None	Pearl White	\$249.99
TZS72MLSR	Shrimp/Crab	7'2"	Med Light	XFast	15-40	V	Stainless Alconite Fuji TK	None	Sunset Red	\$249.99
TZS72MA	Sailfish	7'2"	Med	Fast	20-50	L	Stainless Alconite Fuji TK	None	Aqua	\$249.99
TZS72MEG	Sailfish	7'2"	Med	Fast	20-50	L	Stainless Alconite Fuji TK	None	Emerald Green	\$249.99
TZS72MFL	Sailfish	7'2"	Med	Fast	20-50	L	Stainless Alconite Fuji TK	None	Fighting Lady Yellow	\$249.99
TZS72MPW	Sailfish	7'2"	Med	Fast	20-50	L	Stainless Alconite Fuji TK	None	Pearl White	\$249.99
TZS72MSR	Sailfish	7'2"	Med	Fast	20-50	L	Stainless Alconite Fuji TK	None	Sunset Red	\$249.99
TZS72MHA	Sailfish Jig and Bait	7'2"	Med-Heavy	Fast	40-80	K	Stainless Alconite Fuji TK	None	Aqua	\$249.99
TZS72MHEG	Sailfish Jig and Bait	7'2"	Med-Heavy	Fast	40-80	K	Stainless Alconite Fuji TK	None	Emerald Green	\$249.99
TZS72MHFL	Sailfish Jig and Bait	7'2"	Med-Heavy	Fast	40-80	K	Stainless Alconite Fuji TK	None	Fighting Lady Yellow	\$249.99
TZS72MHPW	Sailfish Jig and Bait	7'2"	Med-Heavy	Fast	40-80	K	Stainless Alconite Fuji TK	None	Pearl White	\$249.99
TZS72MHSR	Sailfish Jig and Bait	7'2"	Med-Heavy	Fast	40-80	K	Stainless Alconite Fuji TK	None	Sunset Red	\$249.99
TZS69MA	Sailfish cockpit	6'9"	Med	Fast	20-50	U	Stainless Alconite Fuji TK	None	Aqua	\$249.99
TZS69MEG	Sailfish cockpit	6'9"	Med	Fast	20-50	U	Stainless Alconite Fuji TK	None	Emerald Green	\$249.99
TZS69MFL	Sailfish cockpit	6'9"	Med	Fast	20-50	U	Stainless Alconite Fuji TK	None	Fighting Lady Yellow	\$249.99
TZS69MPW	Sailfish cockpit	6'9"	Med	Fast	20-50	U	Stainless Alconite Fuji TK	None	Pearl White	\$249.99
TZS69MSR	Sailfish cockpit	6'9"	Med	Fast	20-50	U	Stainless Alconite Fuji TK	None	Sunset Red	\$249.99
TZS69MHA	Tuna Sailfish Cockpit	6'9"	Med-Heavy	Fast	40-80	U	Stainless Alconite Fuji TK	None	Aqua	\$249.99
TZS69MHEG	Tuna Sailfish Cockpit	6'9"	Med-Heavy	Fast	40-80	U	Stainless Alconite Fuji TK	None	Emerald Green	\$249.99
TZS69MHFL	Tuna Sailfish Cockpit	6'9"	Med-Heavy	Fast	40-80	U	Stainless Alconite Fuji TK	None	Fighting Lady Yellow	\$249.99
TZS69MHPW	Tuna Sailfish Cockpit	6'9"	Med-Heavy	Fast	40-80	U	Stainless Alconite Fuji TK	None	Pearl White	\$249.99
TZS69MHSR	Tuna Sailfish Cockpit	6'9"	Med-Heavy	Fast	40-80	U	Stainless Alconite Fuji TK	None	Sunset Red	\$249.99
TZS69HA	Tuna Live bait	6'9"	Heavy	Fast	50-100	I	Stainless Alconite Fuji TK	Aluminum	Aqua	\$249.99
TZS69HEG	Tuna Live bait	6'9"	Heavy	Fast	50-100	I	Stainless Alconite Fuji TK	Aluminum	Emerald Green	\$249.99
TZS69HFL	Tuna Live bait	6'9"	Heavy	Fast	50-100	I	Stainless Alconite Fuji TK	Aluminum	Fighting Lady Yellow	\$249.99
TZS69HPW	Tuna Live bait	6'9"	Heavy	Fast	50-100	I	Stainless Alconite Fuji TK	Aluminum	Pearl White	\$249.99
TZS69HSR	Tuna Live bait	6'9"	Heavy	Fast	50-100	I	Stainless Alconite Fuji TK	Aluminum	Sunset Red	\$249.99
TZS69XHA	Bottom fishing	6'9"	Extra Heavy	Fast	65-200	J	Stainless Alconite Fuji TK	Aluminum	Aqua	\$249.99
TZS69XHEG	Bottom fishing	6'9"	Extra Heavy	Fast	65-200	J	Stainless Alconite Fuji TK	Aluminum	Emerald Green	\$249.99
TZS69XHFL	Bottom fishing	6'9"	Extra Heavy	Fast	65-200	J	Stainless Alconite Fuji TK	Aluminum	Fighting Lady Yellow	\$249.99
TZS69XHPW	Bottom fishing	6'9"	Extra Heavy	Fast	65-200	J	Stainless Alconite Fuji TK	Aluminum	Pearl White	\$249.99
TZS69XHSR	Bottom fishing	6'9"	Extra Heavy	Fast	65-200	J	Stainless Alconite Fuji TK	Aluminum	Sunset Red	\$249.99
TZS78HA	Popper	7'8"	Heavy	Med-Fast	50-100	W	LC Guide	Aluminum	Aqua	\$279.99
TZS78HEG	Popper	7'8"	Heavy	Med-Fast	50-100	W	LC Guide	Aluminum	Emerald Green	\$279.99
TZS78HFL	Popper	7'8"	Heavy	Med-Fast	50-100	W	LC Guide	Aluminum	Fighting Lady Yellow	\$279.99
TZS78HPW	Popper	7'8"	Heavy	Med-Fast	50-100	W	LC Guide	Aluminum	Pearl White	\$279.99
TZS78HSR	Popper	7'8"	Heavy	Med-Fast	50-100	W	LC Guide	Aluminum	Sunset Red	\$279.99
TZS78XHA	Popper	7'8"	Heavy	Med-Fast	50-100	W	LC Guide	Aluminum	Aqua	\$279.99
TZS78XHEG	Popper	7'8"	Heavy	Med-Fast	50-100	W	LC Guide	Aluminum	Emerald Green	\$279.99
TZS78XHFL	Popper	7'8"	Heavy	Med-Fast	50-100	W	LC Guide	Aluminum	Fighting Lady Yellow	\$279.99
TZS78XHPW	Popper	7'8"	Heavy	Med-Fast	50-100	W	LC Guide	Aluminum	Pearl White	\$279.99
TZS78XHSR	Popper	7'8"	Heavy	Med-Fast	50-100	W	LC Guide	Aluminum	Sunset Red	\$279.99




Tereez™

NEW



> HANDLE STYLES



Limited Lifetime Warranty (see page 3)



Terez™ WaxWing

Model #	Application	Length	Power	Action	Braided Line Weight (lb)	Handle Style	Guide Type	Gimbal	Blank Color	MSRP
TZCW80MA	Boy	8'	Med	XFast	20-50	F	Fuji TK Stainless/Alcon	None	Aqua	\$219.99
TZCW80MEG	Boy	8'	Med	XFast	20-50	F	Fuji TK Stainless/Alcon	None	Emerald Green	\$219.99
TZCW80MFL	Boy	8'	Med	XFast	20-50	F	Fuji TK Stainless/Alcon	None	Fighting Lady Yellow	\$219.99
TZCW80MPW	Boy	8'	Med	XFast	20-50	F	Fuji TK Stainless/Alcon	None	Pearl White	\$219.99
TZCW80MSR	Boy	8'	Med	XFast	20-50	F	Fuji TK Stainless/Alcon	None	Sunset Red	\$219.99
TZCW80MHA	Jr	8'	Med-Heavy	XFast	30-65	B	Fuji TK Stainless/Alcon	None	Aqua	\$219.99
TZCW80MHEG	Jr	8'	Med-Heavy	XFast	30-65	B	Fuji TK Stainless/Alcon	None	Emerald Green	\$219.99
TZCW80MHFL	Jr	8'	Med-Heavy	XFast	30-65	B	Fuji TK Stainless/Alcon	None	Fighting Lady Yellow	\$219.99
TZCW80MHPW	Jr	8'	Med-Heavy	XFast	30-65	B	Fuji TK Stainless/Alcon	None	Pearl White	\$219.99
TZCW80MHSR	Jr	8'	Med-Heavy	XFast	30-65	B	Fuji TK Stainless/Alcon	None	Sunset Red	\$219.99
TZCW70MA	Boy	7	Med	Fast	20-50	E	Fuji TK Stainless/Alcon	None	Aqua	\$199.99
TZCW70MEG	Boy	7	Med	Fast	20-50	E	Fuji TK Stainless/Alcon	None	Emerald Green	\$199.99
TZCW70MFL	Boy	7	Med	Fast	20-50	E	Fuji TK Stainless/Alcon	None	Fighting Lady Yellow	\$199.99
TZCW70MPW	Boy	7	Med	Fast	20-50	E	Fuji TK Stainless/Alcon	None	Pearl White	\$199.99
TZCW70MSR	Boy	7	Med	Fast	20-50	E	Fuji TK Stainless/Alcon	None	Sunset Red	\$199.99
TZCW70MHA	Jr	7	Med-Heavy	Fast	30-65	A	Fuji TK Stainless/Alcon	None	Aqua	\$199.99
TZCW70MHEG	Jr	7	Med-Heavy	Fast	30-65	A	Fuji TK Stainless/Alcon	None	Emerald Green	\$199.99
TZCW70MHFL	Jr	7	Med-Heavy	Fast	30-65	A	Fuji TK Stainless/Alcon	None	Fighting Lady Yellow	\$199.99
TZCW70MHPW	Jr	7	Med-Heavy	Fast	30-65	A	Fuji TK Stainless/Alcon	None	Pearl White	\$199.99
TZCW70MHSR	Jr	7	Med-Heavy	Fast	30-65	A	Fuji TK Stainless/Alcon	None	Sunset Red	\$199.99
TZSW72MA	Boy	7'2"	Med	Fast	10-30	H	Fuji TK Stainless/Alcon	None	Aqua	\$199.99
TZSW72MEG	Boy	7'2"	Med	Fast	10-30	H	Fuji TK Stainless/Alcon	None	Emerald Green	\$199.99
TZSW72MFL	Boy	7'2"	Med	Fast	10-30	H	Fuji TK Stainless/Alcon	None	Fighting Lady Yellow	\$199.99
TZSW72MPW	Boy	7'2"	Med	Fast	10-30	H	Fuji TK Stainless/Alcon	None	Pearl White	\$199.99
TZSW72MSR	Boy	7'2"	Med	Fast	10-30	H	Fuji TK Stainless/Alcon	None	Sunset Red	\$199.99
TZSW72MHA	Jr	7'2"	Med-Heavy	Fast	15-30	D	Fuji TK Stainless/Alcon	None	Aqua	\$199.99
TZSW72MHEG	Jr	7'2"	Med-Heavy	Fast	15-30	D	Fuji TK Stainless/Alcon	None	Emerald Green	\$199.99
TZSW72MHFL	Jr	7'2"	Med-Heavy	Fast	15-30	D	Fuji TK Stainless/Alcon	None	Fighting Lady Yellow	\$199.99
TZSW72MHPW	Jr	7'2"	Med-Heavy	Fast	15-30	D	Fuji TK Stainless/Alcon	None	Pearl White	\$199.99
TZSW72MHSR	Jr	7'2"	Med-Heavy	Fast	15-30	D	Fuji TK Stainless/Alcon	None	Sunset Red	\$199.99
TZSW70MA	Boy	7	Med	Fast	20-50	G	Fuji TK Stainless/Alcon	None	Aqua	\$219.99
TZSW70MEG	Boy	7	Med	Fast	20-50	G	Fuji TK Stainless/Alcon	None	Emerald Green	\$219.99
TZSW70MFL	Boy	7	Med	Fast	20-50	G	Fuji TK Stainless/Alcon	None	Fighting Lady Yellow	\$219.99
TZSW70MPW	Boy	7	Med	Fast	20-50	G	Fuji TK Stainless/Alcon	None	Pearl White	\$219.99
TZSW70MSR	Boy	7	Med	Fast	20-50	G	Fuji TK Stainless/Alcon	None	Sunset Red	\$219.99
TZSW70MHA	Jr	7	Med-Heavy	Fast	30-65	C	Fuji TK Stainless/Alcon	None	Aqua	\$219.99
TZSW70MHEG	Jr	7	Med-Heavy	Fast	30-65	C	Fuji TK Stainless/Alcon	None	Emerald Green	\$219.99
TZSW70MHFL	Jr	7	Med-Heavy	Fast	30-65	C	Fuji TK Stainless/Alcon	None	Fighting Lady Yellow	\$219.99
TZSW70MHPW	Jr	7	Med-Heavy	Fast	30-65	C	Fuji TK Stainless/Alcon	None	Pearl White	\$219.99
TZSW70MHSR	Jr	7	Med-Heavy	Fast	30-65	C	Fuji TK Stainless/Alcon	None	Sunset Red	\$219.99
TZS70XHA	Boy/Jr	7	X-Heavy	Med Fast	50-100	I	Fuji TK Stainless/Alcon	Aluminum	Aqua	\$219.99
TZS70XHEG	Boy/Jr	7	X-Heavy	Med Fast	50-100	I	Fuji TK Stainless/Alcon	Aluminum	Emerald Green	\$219.99
TZS70XHFL	Boy/Jr	7	X-Heavy	Med Fast	50-100	I	Fuji TK Stainless/Alcon	Aluminum	Fighting Lady Yellow	\$219.99
TZS70XHPW	Boy/Jr	7	X-Heavy	Med Fast	50-100	I	Fuji TK Stainless/Alcon	Aluminum	Pearl White	\$219.99
TZS70XHSR	Boy/Jr	7	X-Heavy	Med Fast	50-100	I	Fuji TK Stainless/Alcon	Aluminum	Sunset Red	\$219.99



> HANDLE STYLES

Recommended Uses

Casting Rods

TLI50 IGFA® style 50lb chair rod for all pelagic species used with Tiagra® 50A, Tiagra® 50WA or Tiagra® 50WLRSA.

TLI80 IGFA® style 80lb chair rod for all pelagic species used with Tiagra® 80WA.

TLI130 IGFA® style 130lb chair rod for all pelagic species used with Tiagra® 130A.



Limited Lifetime Warranty (see page 3)

Tallus® IGFA®

Length with Butt	Blade Only Length	Model	Action	Mono Line Rating (lb)	PowerPro® Line Rating (lb)	Handle Style	Foregrip Length	Reargrip	Number of Guides	MSRP
<i>Tallus® IGFA® 50 with AFTCO® Wind-On Roller Guides with an AFTCO® Big Foot® Super Heavy Duty Roller Tip Guide</i>										
7'4"	-	TLI502CST	Medium Fast	50	50-100	A	10.0"	AFTCO® Black & Custom Shimano® Gold #2 Curved Storabutt™	Tip+5	\$619.99
7'4"	-	TLI502C	Medium Fast	50	50-100	B	10.0"	AFTCO® Black & Custom Shimano® Gold #2 Curved Unibutt®	Tip+5	\$549.99
6'10"	-	TLI502SST	Medium Fast	50	50-100	C	10.0"	AFTCO® Black & Custom Shimano® Gold #2 Straight Storabutt™	Tip+5	\$529.99
6'10"	-	TLI502S	Medium Fast	50	50-100	D	10.0"	AFTCO® Black & Custom Shimano® Gold #2 Straight Unibutt®	Tip+5	\$479.99
	5'4"	TLI50	Medium Fast	50	50-100	E	10.0"	-	Tip+5	\$389.99
<i>Tallus® IGFA® 80 with AFTCO® Big Foot® Super Heavy Duty Roller Guides with an AFTCO® Big Foot® Super Heavy Duty Roller Tip Guide</i>										
7'4"	-	TLI804CST	Medium Fast	80	80-100	F	12.0"	AFTCO® Black & Custom Shimano® Gold #4 Curved Storabutt™	Tip+5	\$719.99
7'4"	-	TLI804C	Medium Fast	80	80-100	G	12.0"	AFTCO® Black & Custom Shimano® Gold #4 Curved Unibutt®	Tip+5	\$629.99
7'0"	-	TLI804SST	Medium Fast	80	80-100	H	12.0"	AFTCO® Black & Custom Shimano® Gold #4 Straight Storabutt™	Tip+5	\$639.99
7'0"	-	TLI804S	Medium Fast	80	80-100	I	12.0"	AFTCO® Black & Custom Shimano® Gold #4 Straight Unibutt®	Tip+5	\$579.99
	5'4"	TLI80	Medium Fast	80	80-100	J	12.0"	-	Tip+5	\$449.99
<i>Tallus® IGFA® 130 with AFTCO® Big Foot® Super Heavy Duty Roller Guides with an AFTCO® Big Foot® Super Heavy Duty Roller Tip Guide</i>										
7'4"	-	TLI1306CST	Medium Fast	130	150-100	K	12.0"	AFTCO® Black & Custom Shimano® Gold #6 Curved Storabutt™	Tip+5	\$779.99
7'4"	-	TLI1306C	Medium Fast	130	150-100	L	12.0"	AFTCO® Black & Custom Shimano® Gold #6 Curved Unibutt®	Tip+5	\$679.99
	5'4"	TLI130	Medium Fast	130	150-100	M	12.0"	-	Tip+5	\$479.99



Recommended Uses

TLTDDH This Bahamas-style, South-Florida deep-drop rod has a somewhat parabolic overall action to absorb the tremendous loads it experiences when retrieving rigs and fish from depths around 1,200 feet. It can also be used as a planer rod or teaser rod. Use it with a Tiagra® 80WA reel.

TLTDDXH This extra-heavy, Bahamas-style, South-Florida deep-drop rod has a somewhat parabolic overall action to absorb the tremendous loads it experiences when retrieving rigs and fish from depths around 1,200 feet. It can also be used as a planer rod or teaser rod. Use it with a Tiagra® 80WA reel.

> HANDLE STYLES



Limited Lifetime Warranty (see page 3)

Tallus® Deep Drop Trolling Rods

Length with Unibutt	Blade Only Length	Model	Power	Action	Mono Line Rating (lb)	PowerPro® Line Rating (lb)	Handle Style	Foregrip Length	Reargrip	Number of Guides	MSRP
<i>Tallus® TLTDDH —AFTCO® Wind-On Roller Guides with an AFTCO® Custom Black Super Heavy Duty Swivel Tip Guide</i>											
5'4"	-	TLTDDH2C	Heavy Fast	Medium	80-Unlimited	100-250	A	9.75"	AFTCO® Black & Custom Shimano® Tip+2 Gold #2 Curved Unibutt®	Tip+2	\$499.99
3'4"		TLTDDH	Heavy	Medium	80-Unlimited	100-250	B	9.75"	-	Tip+2	\$339.99
<i>Tallus® TLTDDXH —AFTCO® Wind-On Roller Guides with an AFTCO® Custom Black Super Heavy Duty Swivel Tip Guide</i>											
5'4"	-	TLTDDXH2C	Extra Heavy	Medium Fast	130-Unlimited	150-250	A	9.75"	AFTCO® Black & Custom Shimano® Tip+3 Gold #2 Curved Unibutt®	Tip+3	\$579.99
3'4"		TLTDDXH	Extra Heavy	Medium	130-Unlimited	150-250	B	9.75"	-	Tip+3	\$419.99



Tallus[®] Stump Rods

Length with Unibutt	Blade Only Length	Model	Power	Action	Mono Line Rating (lb)	PowerPro [®] Line Rating (lb)	Handle Style	Foregrip Length	Reargrip	Number of Guides	MSRP
<i>Tallus[®] TLTSTHW with AFTCO[®] Wind-On Roller Guides with an AFTCO[®] Big Foot[®] Super Heavy Duty Roller Tip Guide</i>											
5'6"	-	TLTSTHW2SC	Heavy	Fast	40-80	50-100	A	10.0"	AFTCO [®] Black & Custom Shimano [®] Gold #2 Short Curved Unibutt [®]	Tip+5	\$499.99
5'10"	-	TLTSTHW2S	Heavy	Fast	40-80	50-100	B	10.0"	AFTCO [®] Black & Custom Shimano [®] Gold #2 Straight Unibutt [®]	Tip+5	\$459.99
5'8"	-	TLTSTHW2SS	Heavy	Fast	40-80	50-100	B	10.0"	AFTCO [®] Black & Custom Shimano [®] Gold #2 Short Straight Unibutt [®]	Tip+5	\$459.99
4'3"	-	TLTSTHW	Heavy	Fast	40-80	50-100	C	10.0"	-	Tip+5	\$369.99
<i>Tallus[®] TLTSTH with Fuji[®] SiC Silicon Carbide Heavy Duty Guides with an AFTCO[®] Big Foot[®] Super Heavy Duty Roller Tip Guide</i>											
5'6"	-	TLTSTH2SC	Heavy	Fast	40-80	50-100	D	10.0"	AFTCO [®] Black & Custom Shimano [®] Gold #2 Short Curved Unibutt [®]	Tip+5	\$449.99
5'10"	-	TLTSTH2S	Heavy	Fast	40-80	50-100	E	10.0"	AFTCO [®] Black & Custom Shimano [®] Gold #2 Straight Unibutt [®]	Tip+5	\$409.99
5'8"	-	TLTSTH2SS	Heavy	Fast	40-80	50-100	E	10.0"	AFTCO [®] Black & Custom Shimano [®] Gold #2 Short Straight Unibutt [®]	Tip+5	\$409.99
4'3"	-	TLTSTH	Heavy	Fast	40-80	50-100	F	10.0"	-	Tip+5	\$319.99

Recommended Uses

TLTSTHW This 80-lb. “stump puller” or pitch-bait rod is for swordfish, bluefin tuna and blue or black marlin and features all roller guides most often found in custom shops. Use it with a Tiagra® 50A, Tiagra® 50WA, Tiagra® 50WLRSA or Tiagra® 80WA reel.

TLTSTH This 80-lb. “stump puller” or pitch-bait rod is for swordfish, bluefin tuna and blue or black marlin and features Fuji® SiC Silicon Carbide Heavy-duty Ring Guides. Use it with a Tiagra® 50A, Tiagra® 50WA, Tiagra® 50WLRSA or Tiagra® 80WA reel.

TLTSTXHW This 80-lb. “stump puller” or pitch-bait rod is for swordfish, bluefin tuna and blue or black marlin and features all roller guides most often found in custom shops. Use it with a Tiagra® 50A, Tiagra® 50WA, Tiagra® 50WLRSA or Tiagra® 80WA reel.

TLTSTXH This version of the TLTSTXHW features Fuji® SiC Silicon Carbide Heavy Duty Ring Guides.

> HANDLE STYLES



Limited Lifetime Warranty (see page 3)



Tallus® Stump Rods

Length with Unibutt	Blade Only Length	Model	Power	Action	Mono Line Rating (lb)	PowerPro® Line Rating (lb)	Handle Style	Foregrip Length	Reargrip	Number of Guides	MSRP
<i>Tallus® TLTSTXHW with AFTCO® Wind-On Roller Guides with an AFTCO® Big Foot® Super Heavy Duty Roller Tip Guide</i>											
5'6"	-	TLTSTXHW2SC	Extra Heavy	Fast	80-Unlimited	100-250	A	10.0"	AFTCO® Black & Custom Shimano® Gold #2 Short Curved Unibutt®	Tip+5	\$499.99
5'10"	-	TLTSTXHW2S	Extra Heavy	Fast	80-Unlimited	100-250	B	10.0"	AFTCO® Black & Custom Shimano® Gold #2 Straight Unibutt®	Tip+5	\$459.99
5'8"	-	TLTSTXHW2SS	Extra Heavy	Fast	80-Unlimited	100-250	B	10.0"	AFTCO® Black & Custom Shimano® Gold #2 Short Straight Unibutt®	Tip+5	\$459.99
4'3"	-	TLTSTXHW	Extra Heavy	Fast	80-Unlimited	100-250	C	10.0"	-	Tip+5	\$369.99
<i>Tallus® TLTSTXH with Fuji® SiC Silicon Carbide Heavy Duty Guides with an AFTCO® Big Foot® Super Heavy Duty Roller Tip Guide</i>											
5'6"	-	TLTSTXH2SC	Extra Heavy	Fast	80-Unlimited	100-250	D	10.0"	AFTCO® Black & Custom Shimano® Gold #2 Short Curved Unibutt®	Tip+5	\$449.99
5'10"	-	TLTSTXH2S	Extra Heavy	Fast	80-Unlimited	100-250	E	10.0"	AFTCO® Black & Custom Shimano® Gold #2 Straight Unibutt®	Tip+5	\$409.99
5'8"	-	TLTSTXH2SS	Extra Heavy	Fast	80-Unlimited	100-250	E	10.0"	AFTCO® Black & Custom Shimano® Gold #2 Short Straight Unibutt®	Tip+5	\$409.99
4'3"	-	TLTSTXH	Extra Heavy	Fast	80-Unlimited	100-250	F	10.0"	-	Tip+5	\$319.99



Tallus[®] Trolling Rods

Length with Unibutt	Blade Only Length	Model	Power	Action	Mono Line Rating (lb)	PowerPro [®] Line Rating (lb)	Handle Style	Foregrip Length	Reargrip	Number of Guides	MSRP
<i>Tallus[®] TLMHR with AFTCO[®] Heavy Duty Roller Guides with an AFTCO[®] Roller Tip Guide</i>											
6'2"	-	TLTMHR1S	Medium Heavy	Fast	20-40	30-65	A	12.0"	AFTCO [®] Black & Custom Shimano [®] Tip+5 Gold #1 Straight Unibutt [®]	Tip+5	\$409.99
6'0"	-	TLTMHR1SS	Medium Heavy	Fast	20-40	30-65	A	12.0"	AFTCO [®] Black & Custom Shimano [®] Tip+5 Gold #1 Short Straight Unibutt [®]	Tip+5	\$409.99
4'8"	-	TLTMHR	Medium Heavy	Fast	20-40	30-65	B	12.0"	-	Tip+5	\$319.99
<i>Tallus[®] TLMH with Fuji[®] SiC Silicon Carbide Heavy Duty Guides with an AFTCO[®] Roller Tip Guide</i>											
6'2"	-	TLTMH1S	Medium Heavy	Fast	20-40	30-65	C	12.0"	AFTCO [®] Black & Custom Shimano [®] Tip+6 Gold #1 Straight Unibutt [®]	Tip+6	\$369.99
6'0"	-	TLTMH1SS	Medium Heavy	Fast	20-40	30-65	C	12.0"	AFTCO [®] Black & Custom Shimano [®] Tip+6 Gold #1 Short Straight Unibutt [®]	Tip+6	\$369.99
4'8"	-	TLTMH	Medium Heavy	Fast	20-40	30-65	D	12.0"	-	Tip+6	\$279.99
<i>Tallus[®] TLTHR with AFTCO[®] Heavy Duty Roller Guides with an AFTCO[®] Roller Tip Guide</i>											
6'8"	-	TLTHR2C	Heavy	Fast	40-60	50-80	E	12.0"	AFTCO [®] Black & Custom Shimano [®] Tip+5 Gold #2 Curved Unibutt [®]	Tip+5	\$499.99
6'2"	-	TLTHR2S	Heavy	Fast	40-60	50-80	A	12.0"	AFTCO [®] Black & Custom Shimano [®] Tip+5 Gold #2 Straight Unibutt [®]	Tip+5	\$429.99
4'8"	-	TLTHR	Heavy	Fast	40-60	50-80	B	12.0"	-	Tip+5	\$319.99



Recommended Uses

TLTMHR This is a 25-lb. sailfish, dink fishing and light-trolling rod. Use it with a TLD® 20IIA, TLD® 25, TLD® 30IIA, or TYR® 16, 16II, 20, 20II, 30, 30II reel.

TLTMH This version of the TLTMHR features Fuji® SiC Silicon Carbide heavy-duty ring guides.

TLTHR This 50-lb. trolling rod is for tuna and big dolphin in the canyons or for islanders. Use it with a TLD® 30IIA, Tiagra® 30A, Tiagra® 30WLRSA, TLD® 50IIA or TYR® 30II reel.

TLTH A version of the TLTHR with Fuji® SiC Silicon Carbide heavy-duty ring-guides.

TLTXHW This is a heavy, Atlantic-canyon chunking or trolling rod. It's also a great heavy-shark rod. Use it with a Tiagra® 50A, Tiagra® 50WA or Tiagra® 50WLRSA reel with 50- to 80-lb. line.

TLTXH This version of the TLTXHW features Fuji® SiC Silicon Carbide Heavy Duty Ring Guides.

TLTXHW This is a core rod for the South Florida and mid/south Atlantic regions. An 80-lb. heavy offshore trolling rod, it's for marlin and swordfish and big lures. Use it with a Tiagra® 80WA reel.

TLTWIRE This is a South Florida to mid-Atlantic wireline rod for big game or for anglers switching to braid for high-speed trolling. The action of this rod is somewhat parabolic to absorb the drag created by the weight of the wire (or braid) and large trolling, as well as to absorb the impact of large fast striking fish, like wahoo. Use it with a Tiagra® 50A, Tiagra® 50WA or Tiagra® 50WLRSA reel.

TLTHWIRE This is a heavy-power all-roller version of the TLTWIRE.

> HANDLE STYLES



Limited Lifetime Warranty (see page 3)

Recommended Uses

TLTMHR This is a 25-lb. sailfish, dink fishing and light-trolling rod. Use it with a TLD® 20IIA, TLD® 25 or TLD® 30IIA, or Tynos® 12, 12II, 16, 16II, 20, 20II, 30, 30II reel.

TLTMH This version of the TLTMHR features Fuji® SiC Silicon Carbide heavy-duty ring guides.

TLTHR This 50-lb. trolling rod is for tuna and big dolphin in the canyons or for islanders. Use it with a TLD® 30II, Tiagra® 30A, Tiagra® 30WLRSA or TLD® 50IIA reel.

TLTH A version of the TLTHR with Fuji® SiC Silicon Carbide heavy-duty ring-guides.

TLTXHW This is a heavy, Atlantic-canyon chunking or trolling rod. It's also a great heavy-shark rod. Use it with a Tiagra® 50A, Tiagra® 50WA or Tiagra® 50WLRSA reel with 50- to 80-lb. line.

TLTXH This version of the TLTXHW features Fuji® SiC Silicon Carbide Heavy-Duty Ring-Guides.

TLXXXHW This is a core rod for the South Florida and mid/south Atlantic regions. An 80-lb. heavy offshore trolling rod, it's for marlin and swordfish and big lures. Use it with a Tiagra® 80WA reel.

TLTWIRE This is a South Florida to mid-Atlantic wireline rod for big game or for anglers switching to braid for high-speed trolling. The action of this rod is somewhat parabolic to absorb the drag created by the weight of the wire (or braid) and large trolling, as well as to absorb the impact of large fast striking fish, like wahoo. Use it with a Tiagra® 50A, Tiagra® 50WA or Tiagra® 50WLRSA reel.

TLTHWIRE This is a heavy-power all-roller version of the TLTWIRE.



Tallus® Trolling Rods (continued)

Length with Unibutt	Blade Only Length	Model	Power	Action	Mono Line Rating (lb)	PowerPro® Line Rating (lb)	Handle Style	Foregrip Length	Reargrip	Number of Guides	MSRP
<i>Tallus® TLTH with Fuji® SiC Silicon Carbide Heavy Duty Guides with an AFTCO® Roller Tip Guide</i>											
6'8"	-	TLTH2C	Heavy	Fast	40-60	50-80	F	12.0"	AFTCO® Black & Custom Shimano® Gold #2 Curved Unibutt®	Tip+6	\$449.99
6'2"	-	TLTH2S	Heavy	Fast	40-60	50-80	C	12.0"	AFTCO® Black & Custom Shimano® Gold #2 Straight Unibutt®	Tip+6	\$379.99
4'8"	-	TLTH	Heavy	Fast	40-60	50-80	D	12.0"	-	Tip+6	\$349.99
<i>Tallus® TLTXHW with AFTCO® Wind-On Roller Guides with and AFTCO® Big Foot® Super Heavy Duty Roller Tip Guide</i>											
6'8"	-	TLTXHW2C	Extra Heavy	Medium Fast	60-80+	80-150	E	12.0"	AFTCO® Black & Custom Shimano® Gold #2 Curved Unibutt®	Tip+5	\$609.99
6'2"	-	TLTXHW2S	Extra Heavy	Medium Fast	60-80+	80-150	A	12.0"	AFTCO® Black & Custom Shimano® Gold #2 Straight Unibutt®	Tip+5	\$539.99
4'8"	-	TLTXHW Heavy	Extra Heavy	Medium Fast	60-80+	80-150	B	12.0"	-	Tip+5	\$449.99
<i>Tallus® TLTXH with Fuji® SiC Silicon Carbide Heavy Duty Guides with an AFTCO® Big Foot® Super Heavy Duty Roller Tip Guide</i>											
6'8"	-	TLTXH2C	Extra Heavy	Medium Fast	60-80+	80-150	F	12.0"	AFTCO® Black & Custom Shimano® Gold #2 Curved Unibutt®	Tip+6	\$509.99
6'2"	-	TLTXH2S	Extra Heavy	Medium Fast	60-80+	80-150	C	12.0"	AFTCO® Black & Custom Shimano® Gold #2 Straight Unibutt®	Tip+6	\$439.99
4'8"	-	TLTXH	Extra Heavy	Medium Fast	60-80+	80-150	D	12.0"	-	Tip+6	\$349.99

> HANDLE STYLES



Limited Lifetime Warranty (see page 3)



Tallus® Trolling Rods

Length with Unibutt	Blade Only Length	Model	Power	Action	Mono Line Rating (lb)	PowerPro® Line Rating (lb)	Handle Style	Foregrip Length	Reargrip	Number of Guides	MSRP	
<i>Tallus® TLXXHW with AFTCO® Wind-On Roller Guides with an AFTCO® Big Foot® Super Heavy Duty Roller Tip Guide</i>												
6'10"	-	TLXXHW4C	Extra Heavy	Extra Fast	Medium	80-Unlimited	80-250	G	13.0"	AFTCO® Black & Custom Shimano® Gold #4 Curved Unibutt®	Tip+5	\$639.99
6'6"	-	TLXXHW4S	Extra Heavy	Extra Fast	Medium	80-Unlimited	80-250	H	13.0"	AFTCO® Black & Custom Shimano® Gold #4 Straight Unibutt®	Tip+5	\$589.99
	4'9"	TLXXHW	Extra Heavy	Extra Fast	Medium	80-Unlimited	80-250	B	13.0"	-	Tip+5	\$459.99
<i>Tallus® TLTWIRE with Fujii® SiC Silicon Carbide Heavy Duty Guides with an AFTCO® Custom Black Super Heavy Duty Swivel Tip Guide</i>												
7'6"	-	TLTWIRE2C	*	*	Wire Line	*	I	12.0"	AFTCO® Black & Custom Shimano® Gold #2 Curved Unibutt®	Tip+6	\$579.99	
7'0"	-	TLTWIRE2S	*	*	Wire Line	*	J	12.0"	AFTCO® Black & Custom Shimano® Gold #2 Straight Unibutt®	Tip+6	\$509.99	
	5'6"	TLTWIRE	*	*	Wire Line	*	K	12.0"	-	Tip+6	\$419.99	
<i>Tallus® TLTHWIRE with AFTCO® Heavy Duty Roller Guides with an AFTCO® Custom Black Super Heavy Duty Swivel Tip Guide</i>												
7'8"	-	TLTHWIRE2C	*	*	Heavy Wireline	*	L	12.0"	AFTCO® Black & Custom Shimano® Gold #2 Curved Unibutt®	Tip+5	\$619.99	
7'2"	-	TLTHWIRE2S	*	*	Heavy Wireline	*	M	12.0"	AFTCO® Black & Custom Shimano® Gold #2 Straight Unibutt®	Tip+5	\$549.99	
	5'8"	TLTHWIRE	*	*	Heavy Wireline	*	N	12.0"	-	Tip+5	\$459.99	

*Power and action does not apply to wireline rods



Recommended Uses

TLTS60L This is a 60-lb. bait rod for casting mackerel. It's also a fantastic light-line trolling rod for private boaters fishing for tuna, marlin, swordfish, sailfish or wahoo. It's also an excellent choice for dropper-loop fishing for trophy-size yellowtail at Guadalupe or Alijos Rocks. Use it with a Tiagra® 16, Tiagra® 20A, Tiagra® 30A, Tiagra® 30WLRSA, TLD® 30IIA, TLD® 50IIA, or Tynnos® 16, 16II, 20, 20II, 30, 30II reel.

TLTS60M This is a phenomenal all-around trolling rod or 80-lb. bait rod for casting mackerel or other large baits to marlin, swordfish, wahoo or trophy-sized tuna on long range banks. Use it with a Tiagra® 30A, Tiagra® 30WLRSA, Tiagra® 50A, Tiagra® 50WA, Tiagra® 50WLRSA, TLD® 50IILRSA or Tynnos® 30II reel.

TLTS60H This is a 100-lb. bait rod for chunking and soaking live baits for cow yellowfin tuna, or for fishing giant squid or scads on a kite. It's also an excellent heavy-power trolling rod for tuna, marlin or swordfish. Use it with a Tiagra® 50A, Tiagra® 50WA, Tiagra® 50WLRSA or Tiagra® 80WA reel.

TLTSHD66L This is the perfect rod for casting sardines or mackerel to bluefin or yellowfin at Guadalupe Island. It's also a great rod for casting bait to tailing or feeding marlin. It's a 50- to 60-lb. bait rod designed to cast the long distances necessary when fishing for tuna, marlin, swordfish, sailfish, wahoo or yellowtail. Use it with a Tiagra® 16, TLD® 20IIA, TLD® 25, TLD® 30IIA, TLD® 50IIA, Trinidad® 40 or Tynnos® 16, 16II, 20, 20II, 30, 30II reel.

TLTS66L This rod is an excellent choice for the local private boater trolling or casting baits with 50- to 60-lb. line for tuna, marlin, swordfish or sailfish. Use it with a Tiagra® 16, Tiagra® 20A, TLD® 20IIA, TLD® 25, Tiagra® 30A, Tiagra® 30WLRSA or Tynnos® 16, 16II, 20, 20II, 30, 30II reel.

TLTS66ML A West Coast favorite, this 60-lb. bait rod is for casting mackerel or other baits at big tuna. It's also the perfect light-line trolling rod for private boaters fishing for tuna, marlin, swordfish, sailfish or wahoo. Use it with a Tiagra® 16, Tiagra® 20A, Tiagra® 30A,

Tiagra® 30WLRSA, TLD® 30IIA or Tynnos® 16II, 20, 20II, 30, 30II reel.

TLTS66M This is an 80-lb. bait rod for casting big baits at trophy-size tuna on long-range banks. It's also a phenomenal all-around trolling rod for tuna, marlin swordfish or wahoo. Use it with a Tiagra® 30A, Tiagra® 30WLRSA, Tiagra® 50A, Tiagra® 50WA, Tiagra® 50WLRSA or Tynnos® 30II reel.

TLTS66H This is a 100-lb. bait or trolling rod for anglers fishing for tuna, marlin, swordfish and other big fish. It's also for giant squid or scads on a kite, as well as chunking and soaking live baits for cow yellowfin tuna. Its added length provides leverage and keeps the line off the transom. Use it with a Tiagra® 50A, Tiagra® 50WA or Tiagra® 50WLRSA reel.

Tallus® Standup Rods

Length	Model	Power	Action	Mono Line Rating (lb)	PowerPro® Line Rating (lb)	Pieces	Foregrip Length	Reargrip Length	Number of Guides	Gimbal	MSRP
<i>Tallus® TLTS60L with AFTCO® Heavy Duty Roller Guides with an AFTCO® Roller Tip Guide</i>											
6'0"	TLTS60L	Light	Fast	30-80	40-100	1	16.0"	11.5"	Tip+6	AFTCO® Radiused Aluminum w/Cap	\$329.99
<i>Tallus® TLTS60M with AFTCO® Heavy Duty Roller Guides with an AFTCO® Roller Tip Guide</i>											
6'0"	TLTS60M	Medium	Fast	60-100	80-150	1	16.0"	11.5"	Tip+6	AFTCO® Radiused Aluminum w/Cap	\$329.99
<i>Tallus® TLTS60H with AFTCO® Heavy Duty Roller Guides with an AFTCO® Roller Tip Guide</i>											
6'0"	TLTS60H	Heavy	Fast	80-130	80-200	1	16.0"	11.5"	Tip+6	AFTCO® Radiused Aluminum w/Cap	\$349.99
<i>Tallus® TLTSHD66L with Fuji® SiC Silicon Carbide Heavy Duty Guides</i>											
6'6"	TLTSHD66L	Light	Fast	30-80	40-100	1	14.0"	11.5"	Tip+7	AFTCO® Radiused Aluminum w/Cap	\$299.99
<i>Tallus® TLTS66L with AFTCO® Heavy Duty Roller Guides with an AFTCO® Roller Tip Guide</i>											
6'6"	TLTS66L	Light	Fast	30-80	40-100	1	16.0"	11.5"	Tip+7	AFTCO® Radiused Aluminum w/Cap	\$369.99
<i>Tallus® TLTS66ML with AFTCO® Heavy Duty Roller Guides with an AFTCO® Roller Tip Guide</i>											
6'6"	TLTS66ML	Medium Light	Fast	40-80	50-100	1	16.0"	11.5"	Tip+7	AFTCO® Radiused Aluminum w/Cap	\$369.99
<i>Tallus® TLTS66M with AFTCO® Heavy Duty Roller Guides with an AFTCO® Roller Tip Guide</i>											
6'6"	TLTS66M	Medium	Fast	60-100	65-150	1	16.0"	11.5"	Tip+7	AFTCO® Radiused Aluminum w/Cap	\$369.99
<i>Tallus® TLTS66H with AFTCO® Heavy Duty Roller Guides with an AFTCO® Roller Tip Guide</i>											
6'6"	TLTS66H	Heavy	Fast	80-130	80-200	1	16.0"	11.5"	Tip+7	AFTCO® Radiused Aluminum w/Cap	\$379.99



Blue Water Spinning Rods



Recommended Uses

Spinning Rods

TLS66MA This rod specializes in dolphin bailing and yellowtailing from a sport fisher. Use it with a Baitrunner® 3500B or a Spheros® 5000FA reel with 12- to 25-lb. mono or 30-lb. braid. It's also a North East bunker snag rod for striped bass when used with a Baitrunner® 4500B reel.

TLS66MHA This rod is for dolphin, yellowtail, kite fishing and sailfish. It's also a great rod for anglers fishing for bluefish on party boats. Use it with a Baitrunner® 4500B–6500B or a Spheros® 6000FA–8000FA reel with 15- to 30-lb. mono or 30- to 50-lb. braid.

TLS70MLA This is the perfect rod for plug casting for yellowtail, fishing bucktails for striped bass or casting from the beach. Use it with a Spheros® 5000FA or Baitrunner® 3500B reel with 8- to 25-lb. mono or 30-lb. braid.

TLS70MA This is a great rod for snook, yellowtail and sailfish when used with a Spheros® 6000FA or a Baitrunner® 6500B reel with 12- to 25-lb. mono or 30-lb. braid. It's also a great all-around spinning rod when fishing for striped bass or bluefish from a boat and used with a Stradic® 8000FH or Spheros® 8000FA reel.

TLS70MHA This rod is for fishing for snook, tarpon, dolphin and sailfish. Use it with a Spheros® 8000FA–12000FA or a Baitrunner® 6500B reel with 15- to 30-lb. mono or 50-lb. braid.

Live Bait Spinning Rods

TLS70LA This rod's extra-fast action tip will respond to fast-striking fish that move in quickly and hit live bait on the troll, drifting or from a kite. Use it with a Baitrunner® 4500B or 6500B reel with 15- to 30-lb. mono. This specialized blank is offered in both conventional and spinning configurations.

Tuff Butt® Spinning Rods

TLS66MHSBA This trolling rod is for fishing from a sport fisher for sailfish, dolphin with pitching baits, spoons or plugs or kite fishing. Use it with a Baitrunner® 6500B or a Spheros® 8000FA–12000FA reel with 15- to 30-lb. mono or 20- to 50-lb. braid.

TLS70MSBA This is a general trolling rod for sailfish and dolphin when fishing from center console boats with outboard brackets or other built-in obstacles. Use it with a Baitrunner® 6500B or a Spheros® 8000FA–12000FA reel with 12- to 25-lb. mono or 20- to 50-lb. braid.

> HANDLE STYLES



Limited Lifetime Warranty (see page 3)

TLS70MHSBA This is a heavy trolling rod for sailfish and dolphin when fishing from center console boats with outboard bracket or other built-in obstacles, with a Baitrunner® 6500B or a Spheros® 8000FA–12000FA reel with 15- to 30-lb. mono or 20- to 50-lb. braid.

West Coast Spinning Rods

TLSF70MLA This rod has sturdy power with a light tip for casting small baits or iron and should be used with a Baitrunner® 3500B reel.


TLSM70MA This is the perfect all-around spinning rod for bait and iron and should be used with a Baitrunner® 4500B reel.

TLSM70MHA This is a heavier-power version of the TLSM70MA.

Tallus® Blue Water Spinning Rods

Model	Power	Action	Mono Line Rating (lb)	PowerPro® Line Rating (lb)	Pieces	Handle Style	Reel Seat	Foregrip Length	Reargrip Length	Reargrip Material	Number of Guides	Gimbal	MSRP	
Tallus® Blue Water Spinning														
6'6"	TLS66MA	Medium	Fast	12-25	20-40	1	A	Fuji®	5.0"	13.0"	EVA	Tip+6	GR w/Cap	\$119.99
	TLS66MHA	Medium Heavy	Fast	15-30	20-50	1	A	Fuji®	5.0"	13.0"	EVA	Tip+6	GR w/Cap	\$119.99
7'0"	TLS70MLA	Medium Light	Medium Fast	8-25	10-40	1	A	Fuji®	5.0"	13.0"	EVA	Tip+7	GR w/Cap	\$129.99
	TLS70MA	Medium	Fast	12-25	15-40	1	A	Fuji®	5.0"	13.0"	EVA	Tip+7	GR w/Cap	\$129.99
	TLS70MHA	Medium Heavy	Fast	15-30	20-50	1	B	Fuji® Boat	5.0"	13.0"	EVA	Tip+7	GR w/Cap	\$129.99
Tallus® Blue Water Live Bait Spinning														
7'0"	TLS70LA	Light	Extra Fast	15-30	20-50	1	C	Fuji® Boat	8.0"	12.0"	EVA	Tip+7	GR w/Cap	\$129.99
Tallus® Blue Water Stuart Tuff Butt® Spinning														
6'6"	TLS66MHSBA	Medium Heavy	Medium Fast	15-30	20-50	1	C	Fuji® Boat	9.75"	14.0"	Stuart Tuff Butt®	Tip+5	AL w/Cap	\$148.99
7'0"	TLS70MSBA	Medium	Medium Fast	12-25	15-40	1	C	Fuji® Boat	9.75"	14.0"	Stuart Tuff Butt®	Tip+6	AL w/Cap	\$148.99
	TLS70MHSBA	Medium Heavy	Medium Fast	15-30	20-50	1	C	Fuji® Boat	9.75"	14.0"	Stuart Tuff Butt®	Tip+6	AL w/Cap	\$148.99
Tallus® Blue Water West Coast Spinning														
7'0"	TLSF70MLA	Medium Light	Fast	8-20	10-30	1	D	Fuji® Boat	9.75"	14.0"	EVA	Tip+6	Rubber Cap	\$119.99
	TLSM70MA	Medium	Medium Fast	12-25	15-40	1	D	Fuji® Boat	9.75"	14.0"	EVA	Tip+6	Rubber Cap	\$119.99
	TLSM70MHA	Medium Heavy	Medium Fast	15-30	20-50	1	D	Fuji® Boat	9.75"	14.0"	EVA	Tip+6	Rubber Cap	\$119.99

> HANDLE STYLES



Limited Lifetime Warranty (see page 3)



Recommended Uses

Blue Water West Coast Conventional Rods

TLC60HA This is a private-boat trolling rod for local tuna that doubles as an effective 50-lb. bait rod. Use it with a Tiagra® 16, TLD® 20, Trinidad® 40 or Tyrnos® 16, 16II, 20, 20II reel.

TLCM60XHA This is a bait or trolling rod for dropping back on striped marlin or monster yellowtail down deep at Alijos rocks. Use it with a TLD® 25, TLD® 30IIA, Tiagra® 30A or Tyrnos® 20, 20II, 30, 30II reel.

TLCM66MHA This rod is the standard for albacore bait fishing. It has a light enough tip action to throw the bait with accuracy and the power to back it up. Use it with a TLD® 15, TLD® 20/40S, Trinidad® 20, Torium® 20 or Tyrnos® 12, 16 reel.

TLCM66HA This bait rod targets a variety of species, including bluefin, yellowfin, striped marlin and yellowtail. Use it with a TLD® 20/40S, Trinidad® 30 or Torium® 30 reel.

TLC70MLA This rod is a must-have for finesse sport-boat anglers in pursuit of pelagic species. It has a light tip action, which provides for better casting, yet enough power for comfortable fishing. When you can't get them to bite the anchovy on 30-lb., pick up this rod. Use it with a CTE® 400, CT® 400S, Trinidad® 14 or TLD® 15/30S reel.

TLCM70MA This bait rod has a light tip for solid casting, yet plenty of power for the battle. Use it with a Trinidad® 16, Torium® 16 or TLD® 15/30S reel.

TLCM70MHA This is a bait rod for albacore and yellowtail. It has a soft enough tip action to throw the smallest of baits yet also has the power to win the fights it instigates. Use it with a TLD® 15, Trinidad® 20 or Torium® 20 reel.

TLCM70HA This rod targets a variety of species, including bluefin, yellowfin, marlin and yellowtail.

Use it with a TLD® 20/40S, Trinidad® 30 or Torium® 30 reel.

TLC80MA The angler who casts the furthest on a charter boat catches the most fish. This rod does just that. Use it with a Trinidad® 14, Trinidad® 16N or TLD® 15/30S reel.

TLC80MHA This is an all-purpose jig and bait stick that casts irons and large baits like sardines. Use it with a Trinidad® 16, Torium® 16 or TLD® 15 reel.

TLC80HA This is an all-purpose heavy-power jig and bait stick that casts irons and large sized baits like sardines and has the power to pull fish out from cover. Use it with a Trinidad® 20, Torium® 20, Trinidad® 30, Torium® 30 or TLD® 20/40S reel.

Tallus® Blue Water West Coast Conventional Rod

	Model	Power	Action	Mono Line Rating (lb)	PowerPro® Line Rating (lb)	Handle Pieces	Foregrip Style	Foregrip Length	Reargrip Length	Reargrip Material	Guide Type	Number of Guides	Gimbal	MSRP
Tallus® Blue Water West Coast Conventional														
6'0"	TLC60HA	Heavy	Medium Fast	20-50	30-80	1	A	14.0"	12.0"	EVA	Fuji® Hardloy®	Tip+6	AL w/Cap	\$149.99
	TLCM60XHA	Extra Heavy	Medium Fast	30-80	40-100	1	A	14.0"	12.0"	EVA	Fuji® Hardloy®	Tip+6	AL w/Cap	\$149.99
Heavy Duty														
6'6"	TLCM66MHA	Medium Heavy	Medium Fast	20-40	30-50	1	B	11.0"	12.0"	EVA	Fuji® Hardloy®	Tip+7	GR w/Cap	\$119.99
	TLCM66HA	Heavy	Medium Fast	25-50	30-65	1	B	11.0"	12.0"	EVA	Fuji® Hardloy®	Tip+7	AL w/Cap	\$159.99
7'0"	TLC70MLA	Medium Light	Fast	10-20	15-40	1	C	9.75"	12.0"	EVA	Fuji® Hardloy®	Tip+8	Rubber Cap	\$119.99
	TLCM70MA	Medium	Medium Fast	15-30	15-40	1	C	9.75"	12.0"	EVA	Fuji® Hardloy®	Tip+8	Rubber Cap	\$119.99
	TLCM70MHA	Medium Heavy	Medium Fast	20-40	30-50	1	D	11.0"	12.0"	EVA	Fuji® Hardloy®	Tip+8	Rubber Cap	\$119.99
	TLCM70HA	Heavy	Medium Fast	25-50	30-65	1	D	11.0"	12.0"	EVA	Fuji® Hardloy®	Tip+8	Rubber Cap	\$159.99
8'0"	TLC80MA	Medium	Fast	12-25	15-40	1	E	9.75"	13.0"	EVA	Fuji® Hardloy®	Tip+9	Rubber Cap	\$139.99
	TLC80MHA	Medium Heavy	Fast	15-30	15-40	1	E	9.75"	13.0"	EVA	Fuji® Hardloy®	Tip+9	Rubber Cap	\$139.99
	TLC80HA	Heavy	Fast	20-40	30-50	1	E	9.75"	13.0"	EVA	Fuji® Hardloy®	Tip+9	Rubber Cap	\$139.99


TALLUS®
 Blue Water Series **Kite Rod**
Recommended Uses**Tallus® Blue Water Kite Rod**

TLC37KITE Excellent rod for flying kites with a TLD® 20II or any electric reel. This 3'7" kite rod provides the added benefit and length required for those tough condition or windless days.

**Tallus® Blue Water Kite Rod**

	Model	Pieces	Reel Seat	Foregrip Length	Reargrip Length	Foregrip Material	Reargrip Material	Gimbal	MSRP
3'7"	TLC37KITE	1	Pacific Bay	6.0"	13.0"	EVA	Stuart Tuff Butt®	Aluminum w/Cap	\$79.99


TALLUS®
 Blue Water Series **Bait Shaker**
**Tallus® Bait Shaker**

	Model	Pieces	Grip Length	Grip Material	MSRP
1'6"	TLCBSA	1	5.5"	EVA	\$14.99

Recommended Uses**Tallus® Bait Shaker**

TLCBSA Effortless to unhook your baits and safely handle them without removing their scales and injuring them. It also floats!

Conventional Rods

> HANDLE STYLES



Limited Lifetime Warranty (see page 3)



Tallus® Blue Water Conventional Rods

Model	Power	Action	Mono Line Rating (lb)	PowerPro® Line Rating (lb)	Pieces	Handle Style	Foregrip Length	Reargrip Length	Guide Type	Number of Guides	Gimbal	MSRP
Tallus® Blue Water Roller Stripper and Roller Tip Conventional with Pacific Bay® Aluminum Reel Seat and Stuart Tuff Butt® Reargrip												
5'8"												
TLCX58MHRSA	Medium Heavy	Extra Fast	15-30	20-40	1	A	10.0"	12.5"	AFTCO® HD Roller w/Fuji® Hardloy® HD	Tip+6	AL w/ Cap	\$199.99
TLC58HRSA	Heavy	Fast	20-40	20-50	1	A	10.0"	12.5"	AFTCO® HD Roller w/Fuji® Hardloy® HD	Tip+6	AL w/Cap	\$199.99
5'9"												
TLC58XHRSA	Extra Heavy	Fast	40-60	40-80	1	A	10.0"	12.5"	AFTCO® HD Roller w/Fuji® Hardloy® HD	Tip+6	AL w/Cap	\$199.99
6'6"												
TLC59XHRSA	Extra Heavy	Medium Fast	30-80	40-100	1	B	13.0"	12.5"	AFTCO® Wind-On w/Fuji® Hardloy® HD	Tip+6	AL w/Cap	\$199.99
TLC66MHRSA	Medium Heavy	Fast	15-30	20-40	1	A	10.0"	12.5"	AFTCO® HD Roller w/Fuji® Hardloy® HD	Tip+7	AL w/ Cap	\$209.99
TLC66HRSA	Heavy	Fast	20-50	20-65	1	A	10.0"	12.5"	AFTCO® HD Roller w/Fuji® Hardloy® HD	Tip+7	AL w/ Cap	\$209.99

Model	Power	Action	Mono Line Rating (lb)	PowerPro® Line Rating (lb)	Pieces	Handle Style	Reel Seat	Foregrip Length	Reargrip Length	Number of Guides	Gimbal	MSRP	
Tallus® Blue Water Conventional with Stuart Tuff Butt® Reargrip													
5'8"													
TLC58HSBA	Heavy	Fast	20-40	30-50	1	C	Fuji® Boat	10.0"	12.5"	Tip+6	AL w/Cap	\$159.99	
TLC58XHSBA	Extra Heavy	Fast	30-60	40-80	1	D	Pacific Bay® AL	12.0"	12.5"	Tip+6	AL w/Cap	\$169.99	
6'0"													
TLC60XHSBA	Extra Heavy	Fast	30-60	40-80	1	E	Pacific Bay® AL	13.0"	12.5"	Tip+7	AL w/Cap	\$169.99	
TLC60XXHSBA	Extra Extra Heavy	Fast	60-80	65-120	1	E	Pacific Bay® AL	13.0"	12.5"	Tip+7	AL w/Cap	\$169.99	
6'6"													
TLC66MSBA	Medium	Fast	12-20	15-30	1	F	Fuji® Boat	10.0"	12.5"	Tip+7	GR w/Cap	\$149.99	
TLC66MHSBA	Medium Heavy	Fast	15-30	15-40	1	G	Fuji® Boat	10.0"	12.5"	Tip+7	GR w/Cap	\$149.99	
TLC66HSBA	Heavy	Fast	20-50	20-65	1	G	Fuji® Boat	10.0"	12.5"	Tip+7	GR w/Cap	\$149.99	
7'0"													
TLC70MSBA	Medium	Fast	12-25	15-40	1	G	Fuji® Boat	10.0"	12.0"	Tip+8	GR w/Cap	\$149.99	
TLC70MHSBA	Medium Heavy	Medium Fast	17-30	20-40	1	G	Fuji® Boat	10.0"	12.0"	Tip+8	GR w/Cap	\$149.99	
TLC70HSBA	Heavy	Medium Fast	25-40	30-50	1	G	Fuji® Boat	10.0"	12.0"	Tip+8	GR w/Cap	\$149.99	
Tallus® Blue Water Live Bait Conventional													
7'0"	TLCX70MHA	Medium Heavy	Extra Fast	15-30	15-40	1	G	Fuji® Boat	10.0"	12.0"	Tip+9	AL w/ Cap	\$149.99



Recommended Uses

Roller Stripper, Roller Tip Models

TLCX58MHRSA This is the perfect stand-up boat rod for light trolling, bottom fishing or sharking. Use it with a Tiagra® 16, TLD® 20IIA, TLD® 25 or Tyrnos® 16, 16II reel with 20- to 30-lb. mono or 50-lb. braid. It's perfect for the Southeast, with applications that range from dink fishing in the Carolinas, to dolphin trolling in near-shore waters, to fishing for huge goliath grouper in the Florida Keys. The extra fast tip on this rod also makes it perfect for white marlin and dolphin in the summer.

TLC58HRSA This is a great rod for heavy-lifting medium to large-sized fish. It's a heavy-trolling rod for wahoo fishing or light tuna chunking. It's also a general 30-lb. trolling rod from center console. Use it with a Tiagra® 16, TLD® 20IIA, TLD® 30IIA, Tiagra® 30WLRSA or Tyrnos® 16, 16II, 20, 20II, 30, 30II reel with 30-lb. mono or 50- to 65-lb. braid. The fast action brings the fulcrum point of the rod closer to the angler, providing a greater mechanical advantage over fish like tuna that tend to run deep and stay down for extended periods.

TLC58XHRSA A heavier-power version of the TLC58HRSA. Use it with a Tiagra® 20A, Tiagra® 30A, TLD® 30IIA, TLD® 50IIILRSA, Tiagra® 50WLRSA or Tyrnos® 20, 20II, 30, 30II reel with 40- to 60-lb. mono or 80-lb. braid. This rod features excellent lifting power and a shorter fulcrum point for dealing with sulking fish that use the depths to their advantage. It's a great all-around trolling rod, excellent for the summer Jersey tuna fishery and late-spring runs in North and South Carolina. It's also a powerful 50-lb. stand-up rod and an ideal shark-chumming rod for the Northeast.

TLC59XHRSA This amazing rod has the perfect action for stand-up fights with Florida swordfish (or anywhere with dead baits on the drift) when used with a TLD® 50IIA reel with 30- to 80-lb mono or 100-lb. braid backing with 80- to 100-lb. mono top shot. It's also a great medium to large yellowfin rod for 30- to 80-lb. fish and it's the perfect choice for 30-lb. center-console anglers who want to add an outfit to their quivers. The rod features a fast, light tip for keeping hooks in place in a swordfish's rubbery mouth and an AFTCO® Wind-On roller stripper/roller tip guide to accommodate all sizes of wind-on leaders.

TLC66MHRSA This is an excellent fast-action, general-

purpose trolling rod for dolphin, sailfish, kingfish, school tuna, white marlin or anything else that might crash the party when trolling the blue water offshore. Use it with a TLD® 20, TLD® 20IIA, TLD® 25 or Tyrnos® 20, 20II reel with 15- to 30-lb. mono.

TLC66HRSA This is a heavy version of the TLC66MHRSA. Use it with a TLD® 20, TLD® 20II, TLD® 25 or Tyrnos® 16, 20 reel with 20- to 50-lb mono.

Conventional Tuff Butt Rods

TLC58HSBA This is an excellent rod for dink fishing for white marlin, dolphin and tuna. It's also an ideal Atlantic canyon tuna-chunking rod for private boaters. It's a basic 20- to 40-lb. trolling outfit that's particularly suited to cramped cockpits, sport fishers where space is at a premium. Use it with a TLD® 20, TLD® 25, TLD® 30IIA, Tiagra® 30WLRSA or Tyrnos® 20, 20II, 30, 30II reel.

TLC58XHSBA This is a 30- to 60-lb. trolling, stand up or pitch-bait rod for tuna, dolphin, wahoo and marlin. Its compact size helps when cockpit space is at a premium or storage is an issue. The extra large Fuji® guides are designed to give perfect direction to the line when it comes off a high-profile 50-lb. class reel and they allow clearance for wind-on leaders of all sizes. Use it with a TLD® 50IIA or Tiagra® 50WA reel.

TLC60XHSBA This is a 30- to 60-lb. trolling, stand-up or pitch-bait rod for tuna, dolphin, wahoo and marlin that is long enough to maneuver around the outboard. Use it with a TLD® 50IIA or Tiagra® 50WA reel.

TLC60XXHSBA This is a 60- to 80-lb. trolling, stand-up or pitch-bait rod for big tuna, dolphin, wahoo, blue marlin that is long enough to maneuver around the outboard. It's also a great party-boat tuna-chunking rod. Use it with a TLD® 50IIA, Tiagra® 50WA or Tiagra® 50WLRSA reel.

TLC66MSBA This is a light-trolling, bluefish and striped-bass rod. It's the perfect, fast-action, light-trolling rod for center consoles and great to have on-hand for family-boat joy riding around the bay. It's also ideal for Spanish mackerel, jacks and schoolie stripers. Use it with a TLD® 15, Trinidad® 20, Torium® 20, TLD® 15/30 S, 20/40 S or Tekotta® 600 reel with 12- to 20-lb. mono.

TLC66MHSBA This is an excellent, fast-action, general-purpose trolling rod for dolphin, sailfish, kingfish, school tuna, white marlin or anything else that might crash the party when trolling the blue water offshore. Use it with a TLD® 20, TLD® 20II or TLD® 25 reel with 15- to 30-lb. mono.

TLC66HSBA This is an all-around inshore trolling or white-marlin drop-back rod when used with a TLD® 25 or Torium® 30 reel. It's also an excellent, fast-action, general-purpose trolling rod for dolphin, sailfish, kingfish, school tuna or white marlin when used with a TLD® 20, TLD® 20IIA, TLD® 25 or Tyrnos® 16, 16II, 20, 20II reel with 20- to 50-lb. mono.

TLC70MSBA This is the perfect general-purpose 20-lb. trolling rod for dolphin, kingfish, striped bass and bluefish. Use it with a TLD® 20 or Tyrnos® 12, 16 reel with 20-lb. mono. It's great for anglers who need a long rod that will maneuver around outboard brackets, bow rails and bow pulpits. It's also perfect for use as a heavy-duty drift-boat rod; its fast-action tip is light enough for live bait yet can handle the demands of charter or commercial anglers.

TLC70MHSBA This is a general-purpose trolling rod that has the leverage to move large fish, and the length to clear boat obstacles, such as the motor-mount brackets and bow pulpits. It's one of the most popular center-console Tallus® Blue Water series rods for dolphin and wahoo. Use it with a TLD® 20IIA, TLD® 25, TLD® 30IIA or Tyrnos® 16, 16II, 20, 20II, 30, 30II reel with 17- to 30-lb. mono.

TLC70HSBA This is a heavy-power, general-purpose, center-console trolling rod for tuna, dolphin, wahoo and kingfish. Use it with a TLD® 20IIA, TLD® 25, TLD® 30IIA or Tyrnos® 20, 20II, 30, 30II reel with 25- to 40-lb. mono.

Live Bait Conventional Rod

TLCX70MHA The extra-fast-action tip on this rod responds to fast-striking fish that move in quickly and hit live baits on the troll, when drifting or from a kite. Use it with a Trinidad® 20 or Torium® 20 reel with 15- to 30-lb. mono. This specialized blank is offered in both conventional and spinning configurations.



Recommended Uses

Conventional Rods

TLC70MKA The bread-and-butter East Coast kingfish rod. With perfect live-bait action, it features an extra-fast tip with a medium power, which is perfect for handling smaller menhaden and pogies. The extra-fast tip transitions into stiff mid and butt sections that help steer fish around outboard brackets and around the bow pulpits of SKA-style boats.

TLC70MHKA This rod has the same extra-fast action as the TLC70MKA, but it has a bit more power for destinations with big fish, such as the Florida Keys and Gulf Coast, or areas where large baits, such as rainbow runners and big blue runners, are preferred.

TLC76MHKA The No. 1 custom rod requested

by tournament kingfish anglers. The 7'6" rod is deployed in a T-top rod holder, which acts as an outrigger to spread live baits and allows fish to pull line directly from the reel for smooth impact absorption and keeps small hooks in place. It also eliminates the need for outrigger release clips, which fish can sometimes feel.

TLC710MHKA This rod has the action Florida West Coast kingfish anglers and commercial rod-and-reel kingfish anglers prefer. The parabolic action is useful when heaving fish into the boat.

Spinning Rods

TLS70MLKA The perfect spinning rod for bait-quill rigs or for jigs and spoons. It's great for casting and retrieving and used as a pitch-bait rod.

> HANDLE STYLES



Limited Lifetime Warranty (see page 3)

Tallus® Kingfish Conventional

	Model	Power	Action	Mono Line Rating (lb)	PowerPro® Line Rating (lb)	Pieces	Handle Style	Foregrip Length	Reargrip Length	Reargrip Material	Guide Type	Number of Guides	Gimbal	MSRP
7'0"	TLC70MKA	Medium	Extra Fast	10-20	15-30	1	A	10.0"	12.0"	Stuart Tuff Butt®	Fuji® Hardloy®	Tip+9	GR w/Cap	\$139.99
	TLC70MHKA	Medium Heavy	Extra Fast	15-30	20-40	1	A	10.0"	12.0"	Stuart Tuff Butt®	Fuji® Hardloy®	Tip+9	GR w/Cap	\$139.99
7'6"	TLC76MHKA	Medium Heavy	Extra Fast	17-30	20-40	1	B	10.0"	14.0"	Stuart Tuff Butt®	Fuji® Hardloy®	Tip+9	GR w/Cap	\$139.99
7'10"	TLC710MHKA	Medium Heavy	Slow	20-40	20-50	1	C	10.0"	14.0"	EVA	Wire Snake	Tip+7	Rubber Cap	\$119.99

Tallus® Kingfish Spinning

	Model	Power	Action	Line Rating (lb)	PowerPro® Line Rating (lb)	Pieces	Handle Style	Foregrip Length	Reargrip Length	Reargrip Material	Guide Type	Number of Guides	Gimbal	MSRP
7'0"	TLS70MLKA	Medium Light	Extra Fast	10-20	15-30	1	D	9.75"	14.0"	EVA	Fuji® Hardloy®	Tip+6	GR w/Cap	\$129.99



Recommended Uses

ULC13MH This rod is perfect for baitcasting or light slide baiting for ulua from the beach or rocks.

ULC13H This is an all-around slide-baiting rod that will land large Hawaiian ulua.

> HANDLE STYLES



Limited Lifetime Warranty (see page 3)

Tallus® Ulua Casting

	Model	Power	Action	Mono Line Rating (lb)	PowerPro® Line Rating (lb)	Lure Rating (oz)	Pieces	Handle Style	Foregrip Length	Reargrip Length	Number of Guides	Bell Holder	MSRP
13'0"	ULC13MH	Medium Heavy	Fast	50-60	65-80	7-10	2	A	12.5"	36.0"	Tip+7	Yes	\$289.99
	ULC13H	Heavy	Fast	50-80	65-100	9-12	2	A	12.5"	36.0"	Tip+7	Yes	\$289.99

TALAVERA® Talavera® Casting



> HANDLE STYLES



One Year Limited Warranty (see page 3)

Recommended Uses

Casting Rods

TEC60H This rod is designed for fishing heavy bucktails or wreck fishing with bait for big groupers, with a Tynnos® 20, Tynnos® 20II, TLD® 20, TLD® 20IIA, or the new Torium® 50 reel.

TEC60XH This is a heavy bottom fish rod for deep jigging or bait fishing. Recommended with a Tynnos® 30, Tynnos® 30IIA, TLD® 25, TLD® 30IIA, or the new Torium® 50 reel.

TEC66M Perfect rod for the party boat angler. It is

an excellent live bait rod for all of your local species. Check it out with a Torium® 16, TLD® 15, TLD® 15/30S or Tynnos® 12, 16 reel.

TEC66MH When the bigger local fish are biting or if you are bottom fishing, matched with a Torium® 20, TLD® 15, TLD® 20, TLD® 20/40S or Tynnos® 16, 20 reel will make a perfect combo.

TEC70ML This rod has a light tip which will help you to cast small live baits. To cast those small baits you

will need a reel with good free spool like a CT400B, CT400, Torium® 16, or a TLD® 15/30S reel.

TEC70M The perfect all around rod for fishing live baits or throwing jigs at cruising fish, with a Torium® 16 or 20, TLD® 15/30 or 20/40S reel.

TEC70MH This rod will give you the power and length needed to cast plugs or jigs. It would also be suited for live bait fishing or bottom fishing for larger snappers with a Torium® 30, TLD® 20 or Tynnos® 16, 20 reel.

Talavera® Casting

	Model	Power	Action	Mono Line Rating (lb)	PowerPro® Line Rating (lb)	Pieces	Handle Style	Foregrip Length	Reargrip Length	Number of Guides	MSRP
6'0"	TEC60H	Heavy	Fast	20-50	30-65	1	A	12.0"	12.0"	Tip+6	\$99.99
	TEC60XH	Extra Heavy	Fast	30-80	30-100	1	A	12.0"	12.0"	Tip+6	\$99.99
6'6"	TEC66M	Medium	Fast	15-30	20-40	1	B	9.5"	12.0"	Tip+6	\$79.99
	TEC66MH	Medium Heavy	Fast	20-50	20-65	1	B	9.5"	12.0"	Tip+6	\$79.99
7'0"	TEC70ML	Medium Light	Fast	10-20	15-30	1	C	10.0"	12.0"	Tip+7	\$89.99
	TEC70M	Medium	Fast	15-30	15-40	1	B	9.5"	12.0"	Tip+7	\$89.99
	TEC70MH	Medium Heavy	Fast	20-50	20-65	1	B	9.5"	12.0"	Tip+7	\$89.99

TALAVERA® Spinning Rods



> HANDLE STYLES



One Year Limited Warranty (see page 3)

Recommended Uses

Spinning Rods

TES66MH This is a general purpose live bait or small to medium jig or swim bait rod. Match this rod with a Baitrunner® 3500B, 4500B or a Spheros® 5000FB to an 8000FB reel.

TES66H A great rod for all of your bigger species like tuna, sailfish, yellowtail, and dolphin. The reel of choice would be a Baitrunner® 6500B or the Spheros® 12000FB, or 14000FB reel.

TES70ML If you like catching fish on light tackle this rod is for you. This rod is light weight and has great action for fishing for all of your inshore fish like reds, specs, and bass. Perfect balance with any of Shimano®'s 4000 size reels.

TES70M Fishing live bait for all of your local species with a Baitrunner® 3500B or 4500B reel is what this rod was built for.

TES70MH When live baiting or casting plugs at bigger fish like tuna, sailfish, yellowtail, or dolphin. Match this rod up to a Baitrunner® 4500B or 6500B reel.

TES70H Bottom fishing with live bait or big bucktails for big groupers and snappers is ideal for this rod. Balance this rod out with a Spheros® 12000FB or 14000FB reel and you will have a great snapper, grouper outfit.

Talavera® Spinning

	Model	Power	Action	Mono Line Rating (lb)	PowerPro® Line Rating (lb)	Pieces	Handle Style	Foregrip Length	Reargrip Length	Number of Guides	MSRP
6'0"	TES66MH	Medium Heavy	Fast	14-30	15-40	1	A	8.0"	13.0"	Tip+6	\$79.99
	TES66H	Heavy	Fast	20-40	20-50	1	A	8.0"	13.0"	Tip+6	\$79.99
7'0"	TES70ML	Medium Light	Fast	8-14	15-30	1	B	4.0"	13.0"	Tip+6	\$89.99
	TES70M	Medium	Fast	12-20	15-30	1	A	8.0"	13.0"	Tip+6	\$89.99
	TES70MH	Medium Heavy	Fast	14-30	15-40	1	A	8.0"	13.0"	Tip+6	\$89.99
	TES70H	Heavy	Fast	20-40	20-30	1	A	8.0"	13.0"	Tip+6	\$89.99

TALAVERA® Trolling Rods



Recommended Uses

TEC59MRS This is a light weight trolling rod for center consoles, also a great bottom fishing rod when matched with a TLD® 15, TLD® 20, Tyrnos® 20 or Tyrnos® 20II reel.

TEC59MHRS General purpose trolling rod for dolphin, sailfish, kingfish, school tuna, white marlin or any other fish that will eat a trolled bait. Fish this rod with a TLD® 20, TLD® 20IIA, Tyrnos® 20, or Tyrnos® 20II reel.

TEC59HRS All-around trolling rod or drop back rod for marlin, sailfish, tuna, or dolphin. Perfect balance with a TLD® 25, TLD® 30IIA, Tyrnos® 30 or Tyrnos® 30II reel.

TEC60LRS A 50 to 60-lb bait rod for casting mackerel. It is also an ideal trolling rod for private boaters chasing albacore or any other local fish that might come up in your spread. The reel of choice would be a Tyrnos® 30II or TLD® 30IIA.

TEC60MRS This is a 60- to 80-lb rod built for both trolling and casting mackerel to big tuna and striped marlin. Try a Tyrnos® 30II reel backed with braid to keep the outfit light or go for a TLD® 50IIA reel.

TEC63HRS The South West anglers demand a rod of this length to clear the outboard on a center console. This is a perfect trolling rod for all of your

small to medium-sized fish. Perfect outfit with a Tyrnos® 20II or TLD® 20IIA reel.

TEC63XHRS One more 6'3" rod for the South West. This rod is built for bigger tuna using a Tyrnos® 30II, TLD® 30IIA or TLD® 50IIA reel.

TEC66MLRS This 50- to 60-lb bait rod is great for casting mackerel. Also, an ideal trolling rod for private boaters chasing albacore or other local fish that might come up. Pair with a Tyrnos® 30II or TLD® 30IIA reel.

TEC66MRS A 60- to 80-lb rod built for both trolling and casting mackerel to big tuna and striped marlin. The 6' 6" length gives you extra leverage. Try a Tyrnos® 30II reel backed with braid to keep the outfit light or go for a TLD® 50IIA reel.

North East Specialty Conventional

TECE70MH A Fluke® bait rod for sinkers up to 4 oz. It's ideal for weakfish, as a worm rod, and is a great striped bass swim bait rod. It has a long rear grip for arm support while bottom fishing or for bluefish. A good diamond grip jig rod for the private boat angler.

TECE70H This is a deep water Fluke® rod for sinkers up to 8 oz. It is also a great striped bass chunking rod with a long rear grip for arm support.

> HANDLE STYLES



One Year Limited Warranty (see page 3)

Talavera® Conventional Roller Stripper/Roller Tip

	Model	Power	Action	Mono Line Rating (lb)	PowerPro® Line Rating (lb)	Pieces	Handle Style	Foregrip Length	Reargrip Length	Number of Guides	MSRP
5'9"	TEC59MRS	Medium Heavy	Fast	10-20	15-30	1	A	12.0"	12.5"	Tip+6	\$129.99
	TEC59MHRS	Heavy	Fast	15-30	15-40	1	A	12.0"	12.5"	Tip+6	\$129.99
	TEC59HRS	Extra Heavy	Medium Fast	20-40	30-50	1	A	12.0"	12.5"	Tip+6	\$129.99
6'0"	TEC60LRS	Light	Fast	30-80	40-100	1	B	16.0"	11.5"	Tip+6	\$129.99
	TEC60MRS	Medium	Fast	60-100	65-150	1	B	16.0"	11.5"	Tip+6	\$129.99
6'3"	TEC63HRS	Heavy	Fast	20-40	30-50	1	C	14.0"	12.5"	Tip+6	\$139.99
	TEC63XHRS	Extra Heavy	Fast	40-80	40-100	1	C	14.0"	12.5"	Tip+6	\$139.99
6'6"	TEC66MLRS	Medium Light	Fast	30-80	40-100	1	D	16.0"	11.5"	Tip+7	\$139.99
	TEC66MRS	Medium	Fast	60-100	65-150	1	D	16.0"	11.5"	Tip+7	\$139.99

Talavera® NE Specialty Conventional

	Model	Power	Action	Mono Line Rating (lb)	PowerPro® Line Rating (lb)	Pieces	Handle Style	Foregrip Length	Reargrip Length	Number of Guides	MSRP
7'0"	TECE70MH	Medium Heavy	Fast	12-20	15-30	1	E	6.0"	12.0"	Tip+9	\$89.99
	TECE70H	Heavy	Fast	15-30	15-40	1	F	6.0"	13.0"	Tip+9	\$89.99

> HANDLE STYLES



Limited Lifetime Warranty (see page 3)



Recommended Uses

Conventional Rods

TLC60XHA This rod is designed for heavy lifting and heavy bottom fishing for large fish or in deep water. The EVA rear grip is comfortable when placed under the arm when deep-water jigging and the slow, parabolic fast-action bend gives an angler the greatest mechanical advantage over heavy fish holding in depths up to 300 feet. This rod is well suited for heavy braids and ideal for fishing with heavy bucktails or wreck fishing with bait for big groupers. Use it with a Trinidad® 20, Trinidad® 30, Trinidad® 40, Trinidad® 40N or Torium® 30 reel with 30- to 60-lb. mono or 100- to 150-lb. braid.

TLC60XXHA This is an extra-extra-heavy power version of a grouper-digging, deep-jigging and heavy bottom fishing rod. It's for heavy lifting and heavy bottom fishing for large fish or deep water. Use it with a Trinidad® 20, Trinidad® 30, Torium® 30, Trinidad® 40 or Trinidad® 40N reel with 60- to 80-lb. mono or 100- to 150-lb. braid.

TLC66MHA This is the perfect center-console, live or dead-bait rod for drifting or kite fishing. It's perfect for any live-bait drift application in Florida or the Southeast, or for near-shore (150 feet of water or less) reef and bottom fishing for snappers from party drift boats. Use it with a Trinidad® 20, Torium® 20, Trinidad® 30, Torium® 30, TLD® 15 or TSMIV® reel with 15- to 30-lb. mono or 40-lb. braid.

TLC66HA This is the perfect heavy-action, center-console, live or dead-bait rod for drifting or kite fishing. It's a perfect for white-marlin drop-back fishing, any live-bait drift application in Florida or the Southeast, or for near shore (150 feet of water or less) reef and bottom fishing for snappers from party drift boats. Use it with a Trinidad® 20, Torium® 20, Trinidad® 30,

Torium® 30, TLD® 15, TLD® 20IIA, TLD® 25, TLD® 30IIA, TSMIV® or Tynros® 20, 20II, 30, 30II reel with 20- to 50-lb. mono or 40- to 50-lb. braid.

TLC70MA With a medium-action and medium-fast tip, this rod is perfect for casting large plugs to cruising surface fish, or for jigging. It's also great for light lining live baits and light party-boat drifting. It's excellent for Florida-style mutton and yellowtail fishing over near-shore patch reefs and wrecks. Use it with a Trinidad® 16, Torium® 16 or TLD® 15 reel with 14- to 25-lb. mono or 30-lb. braid.

TLC70MHA This rod has the requisite length and power to effectively cast plugs or jig with bucktails for deep-water fluke when using a Tekota® 700 or Torium® 20 reel. It's also a great live-bait rod and a powerful bottom-fishing rod for large snappers in deep water (up to 200 feet) when used with a Trinidad® 20, Torium® 20, Trinidad® 30 or Torium® 30 reel with 17- to 30-lb. mono or 40- to 65-lb. braid. The medium-fast-action tip casts large plugs to striped bass or schoolie tuna yet has added strength in the butt for heavy lifting when fishing from drift boats in deep water for tautogs, red grouper and mutton.

TLC70HA This is a heavy-power version of a live-bait or bottom-fishing rod for large snappers in deep water (up to 200 feet). It's perfect for bottom fishing and deep jigging from a center console, and it gives seabass anglers the versatility of using a wide range of sinker weights for both inshore and offshore applications. It's particularly suited to heavy lifting and it's a great choice when harbor fishing for tarpon or shark. Use it with a Trinidad® 20, Torium® 20, Trinidad® 30, Torium® 30 or Tekota® 700 reel with 25- to 40-lb. mono or 40- to 65-lb. braid.

TLCM80MHA This specialty, medium-slow-action rod was built specifically for heavy-duty charter- and commercial-style bottom fishing when used with a Trinidad® 40, Trinidad® 50, TLD® 25 or Tekota® 700 reel with 25- to 40-lb. mono or 50- to 200-lb. braid. It's also a great South-Florida-style bridge-fishing rod for snook, grouper and tarpon. Built with heavy duty Wire Snake guides that will not fail under repeated heavy use, it's designed for lifting heavy loads, pulling heavy fish away from structure and "slinging" fish into a boat or onto a bridge or pier. It can also be used as a wireline rod for North-Jersey-style striper fishing or a medium-heavy cod or bottom-fishing rod when used with a TLD® 25, Torium® 30, Tekota® 700 or Tynros® 20 reel.

TLCM80HA This is a specialty, extra-tough cod rod built with a medium-slow action for New-England-style bait and jig fishing or heavy duty charter- and commercial-style bottom fishing. It's also a great South-Florida-style bridge rod for snook, grouper and tarpon. Built with heavy-duty Wire Snake guides that will not fail under repeated heavy use, it's designed for lifting heavy loads, pulling heavy fish away from structure and "slinging" fish into a boat or onto a bridge or pier. Use it with a Torium® 30, Trinidad® 40, Trinidad® 50, TLD® 25, Tekota® 800 or Tynros® 20 reel with 40- to 60-lb. mono or 100- to 200-lb. braid.

Wireline Conventional Rod

TLCW80MHA This is a wireline-model rod designed to troll bunker spoons for striped bass from outboard rod holders. It also works well for shad umbrella rigs on center console boats. Use it with a Tekota® 800, TLD® 25 or Tynros® 20 reel.

Tallus® Blue Water Conventional Rods

Model	Power	Action	Mono Line Rating (lb)	PowerPro® Line Rating (lb)	Pieces	Handle Style	Foregrip Length	Reargrip Length	Reargrip Material	Guide Type	Number of Guides	Gimbal	MSRP	
Tallus® Blue Water Conventional with Fuji® Boat Reel Seat														
6'0"	TLC60XHA	Extra Heavy	Fast	30-60	30-80	1	A	12.0"	12.0"	EVA Heavy Duty	Fuji® Hardloy®	Tip+7	AL w/Cap	\$139.99
	TLC60XXHA	Extra Extra Heavy	Fast	60-80	65-100	1	A	12.0"	12.0"	EVA Heavy Duty	Fuji® Hardloy®	Tip+7	AL w/Cap	\$139.99
6'6"	TLC66MHA	Medium Heavy	Fast	15-30	20-40	1	B	9.75"	12.0"	EVA	Fuji® Hardloy®	Tip+7	GR w/Cap	\$119.99
	TLC66HA	Heavy	Fast	20-50	20-65	1	B	9.75"	12.0"	EVA	Fuji® Hardloy®	Tip+7	GR w/Cap	\$119.99
7'0"	TLC70MA	Medium	Medium Fast	14-25	20-40	1	B	9.75"	12.0"	EVA	Fuji® Hardloy®	Tip+8	GR w/Cap	\$129.99
	TLC70MHA	Medium Heavy	Medium Fast	17-30	20-40	1	B	9.75"	12.0"	EVA	Fuji® Hardloy®	Tip+8	GR w/Cap	\$129.99
	TLC70HA	Heavy	Medium Fast	25-40	30-65	1	B	9.75"	12.0"	EVA	Fuji® Hardloy®	Tip+8	GR w/Cap	\$129.99
8'0"	TLCM80MHA	Medium Heavy	Medium Slow	25-40	30-65	1	C	8.0"	15.0"	EVA	Wire Snake	Tip+7	Rubber Cap	\$119.99
	TLCM80HA	Heavy	Medium Slow	40-60	40-80	1	C	8.0"	15.0"	EVA	Wire Snake	Tip+7	Rubber Cap	\$119.99

Tallus® Blue Water Wireline Conventional Pacific Bay® Braced Carbide Alloy Boat Guides

8'0"	TLCW80MHA	Medium Heavy	Medium Slow	80	65-150	1	D	10.0"	14.0"	Stuart Tuff Butt® Braced Carbide Alloy	Pac Bay®	Tip+8	AL w/ Cap	\$229.99
------	-----------	--------------	-------------	----	--------	---	---	-------	-------	--	----------	-------	-----------	----------



Boat Rods



Saguaro® Spinning

Length	Model	Power	Action	Line Weight	PowerPro® Line Rating (lb)	Pieces	Foregrip Length	Reargrip Length	Number of Guides	MSRP
6'6"	SGS66M	Medium	Fast	14-30	15-40	1	8.0"	13.0"	Tip+6	\$39.99
	SGS66MH	Medium Heavy	Fast	20-40	20-50	1	8.0"	13.0"	Tip+6	\$39.99
7'0"	SGS70ML	Medium Light	Fast	8-14	10-20	1	4.0"	10.0"	Tip+6	\$39.99
	SGS70M	Medium	Fast	12-20	15-30	1	8.0"	13.0"	Tip+6	\$39.99
	SGS70MH	Medium Heavy	Fast	14-30	15-40	1	8.0"	13.0"	Tip+6	\$39.99
	SGS70H	Heavy	Fast	20-40	20-50	1	8.0"	13.0"	Tip+6	\$39.99
8'0"	SGS80MH2	Medium Heavy	Fast	14-30	15-40	2	8.0"	13.0"	Tip+7	\$44.99
9'0"	SGS90MH2	Medium Heavy	Fast	14-30	15-40	2	8.0"	13.0"	Tip+7	\$44.99



Saguaro® Casting

Length	Model	Power	Action	Line Weight	PowerPro® Line Rating (lb)	Pieces	Foregrip Length	Reargrip Length	Number of Guides	MSRP
6'6"	SGC66M	Medium	Fast	15-30	20-40	1	9.5"	12.0"	Tip+6	\$39.99
	SGC66MH	Medium Heavy	Fast	20-50	20-65	1	9.5"	12.0"	Tip+6	\$39.99
7'0"	SGC70ML	Medium Light	Fast	10-20	15-30	1	10.5"	12.0"	Tip+7	\$39.99
	SGC70M	Medium	Fast	15-30	20-40	1	9.5"	12.0"	Tip+7	\$39.99
	SGC70MH	Medium Heavy	Fast	20-50	20-65	1	9.5"	12.0"	Tip+7	\$39.99



TREVALA®
Jigging Rods



with TC4F™



Recommended Uses

TFC58H: 270-325g

TFC58XXH: 120-325g

TFC63M: 75-200g

TFC63MH: 110-240g

TFC69ML: 55-135g

TFS58XXH: 120-325g

TFS58H: 270-325g

TFS63M: 75-200g

TFS63MH: 110-240g

TFS69ML: 55-135g

> HANDLE STYLES



Limited Lifetime Warranty (see page 3)

Trevala® F Jigging Casting

	Model	Power	Action	PowerPro® Line Rating (lb)	Jig Weights (g)	Pieces	Handle Style	Foregrip Length	Reargrip Length	Guide Type	Number of Guides	Grams	MSRP
5'8"	TFC58H	Heavy	Medium Fast	65-200	270-325g	1	A	7.5"	12.5"	Fuji® SiC	Tip+8	300	\$219.99
	TFC58XXH	Extra Extra Heavy	Medium Fast	80-200	120-325g	1	A	7.5"	12.5"	Fuji® SiC	Tip+8	382	\$219.99
6'3"	TFC63M	Medium	Medium Fast	30-80	75-200g	1	C	5.0"	14.0"	Fuji® SiC	Tip+7	295	\$219.99
	TFC63MH	Medium Heavy	Medium Fast	50-100	110-240g	1	C	6.75"	14.0"	Fuji® SiC	Tip+7	310	\$219.99
6'9"	TFC69ML	Medium Light	Medium Fast	20-50	55-135g	1	B	5.0"	14.0"	Fuji® SiC	Tip+8	250	\$219.99

Trevala® F Jigging Spinning

	Model	Power	Action	PowerPro® Line Rating (lb)	Jig Weights (g)	Pieces	Handle Style	Foregrip Length	Reargrip Length	Guide Type	Number of Guides	Grams	MSRP
5'8"	TFS58XXH	Extra Extra Heavy	Medium Fast	80-200	120-325g	1	D	5.25"	12.0"	Fuji® SiC	Tip+5	365	\$219.99
	TFS58H	Heavy	Medium Fast	65-200	270-325g	1	E	5.25"	12.0"	Fuji® SiC	Tip+5	283	\$219.99
6'3"	TFS63M	Medium	Medium Fast	30-65	75-200g	1	E	5.0"	12.0"	Fuji® SiC	Tip+6	230	\$219.99
	TFS63MH	Medium Heavy	Medium Fast	30-80	110-240g	1	E	5.0"	12.0"	Fuji® SiC	Tip+6	260	\$219.99
6'9"	TFS69ML	Medium Light	Medium Fast	20-50	55-135g	1	E	5.0"	12.0"	Fuji® SiC	Tip+7	220	\$219.99



NEW



Recommended Uses

- TVSC66XXL:** 55g Jig
- TVSS66XXL:** 55g Jig
- TVSC66XL:** 75g Jig
- TVSS66XL:** 75g Jig
- TVSC63L:** 90g Jig
- TVSS63L:** 90g Jig
- TVSC63ML:** 110g Jig
- TVSS63ML:** 110g Jig
- TVSC63M:** 135g Jig
- TVSS63M:** 135g Jig
- TVSC63MH:** 160g Jig
- TVSS63MH:** 160g Jig

> HANDLE STYLES



Limited Lifetime Warranty (see page 3)

Trevala® S Jigging Casting NEW


Model	Blank Construction	Length	Power	Action	PowerPro® Line Rating (lb)	Jig Weights (g)	Handle Style	Reel Seat	Guide Type	MSRP
TVSC63L	C4S	6'3"	L	med-Fast	30-40	90g	A	Fuji	Fuji Alconite	\$159.99
TVSC63ML	C4S	6'3"	ML	med-Fast	40-50	110g	A	Fuji	Fuji Alconite	\$169.99
TVSC63M	C4S	6'3"	M	med-Fast	40-60	135g	A	Fuji	Fuji Alconite	\$169.99
TVSC63MH	C4S	6'3"	MH	med-Fast	50-80	168g	A	Fuji	Fuji Alconite	\$169.99
TVSC66XXL	C4S	6'6"	XXL	med-Fast	10-20	55g	A	Fuji	Fuji Alconite	\$159.99
TVSC66XL	C4S	6'6"	XL	med-Fast	20-30	75g	A	Fuji	Fuji Alconite	\$159.99

Trevala® S Jigging Spinning NEW

Model	Blank Construction	Length	Power	Action	PowerPro® Line Rating (lb)	Jig Weights (g)	Handle Style	Reel Seat	Guide Type	MSRP
TVSS63L	C4S	6'3"	L	med-Fast	30-40	90g	B	Fuji	Fuji Alconite	\$159.99
TVSS63ML	C4S	6'3"	ML	med-Fast	40-50	110g	B	Fuji	Fuji Alconite	\$169.99
TVSS63M	C4S	6'3"	M	med-Fast	40-60	135g	B	Fuji	Fuji Alconite	\$169.99
TVSS63MH	C4S	6'3"	MH	med-Fast	50-80	168g	B	Fuji	Fuji Alconite	\$169.99
TVSS66XXL	C4S	6'6"	XXL	med-Fast	10-20	55g	B	Fuji	Fuji Alconite	\$159.99
TVSS66XL	C4S	6'6"	XL	med-Fast	20-30	75g	B	Fuji	Fuji Alconite	\$159.99



> HANDLE STYLES



Limited Lifetime Warranty (see page 3)

Recommended Uses

Casting Rods

TVC58XH Use this rod with 160 to 270 gram (5 5/8 to 9 1/2 oz.) Shimano® Butterfly® jigs.

TVC60H Use this rod with 160 to 270 gram (5 5/8 to 9 1/2 oz.) Shimano® Butterfly® jigs.

TVC66M Use this rod with 75 to 200 gram (2 5/8 to 7 oz.) Shimano® Butterfly® jigs.

TVC66M2 Use this rod with 75 to 200 gram (2 5/8 to 7 oz.) Shimano® Butterfly® jigs.

TVC66MH Use this rod with 110 to 200 gram (3 7/8 to 7 oz.) Shimano® Butterfly® jigs.

TVC66MH2 Use this rod with 110 to 200 gram (3 7/8 to 7 oz.) Shimano® Butterfly® jigs.

TVC58XXH Use this rod with 120 to 270 gram (3 7/8 to 7 oz.) Shimano® Butterfly® jigs.

TVC66H Use this rod with 270 to 325 gram (3 7/8 to 7 oz.) Shimano® Butterfly® jigs.

TVC70L Use this rod with 55 to 90 gram (2 to 3 1/8 oz.) Shimano® Butterfly® jigs.

TVC70ML Use this rod with 55 to 135 gram (2 to 4 3/4 oz.) Shimano® Butterfly® jigs.

Spinning Rods

TVS66M Use this rod with 55 to 160 gram (2 to 5 5/8 oz.) Shimano® Butterfly® jigs.

TVS70L Use this rod with 55 to 90 gram (2 to 3 1/8 oz.) Shimano® Butterfly® jigs.

TVS70ML Use this rod with 55 to 135 gram (2 to 4 3/4 oz.) Shimano® Butterfly® jigs.

TVS58XXH Use this rod with 120 to 306 gram (2 to 4 3/4 oz.) Shimano® Butterfly® jigs.

Trevala® Jigging Casting

Model	Power	Action	PowerPro® Line Rating (lb)	Jig Weights (g)	Pieces	Handle Style	Foregrip Length	Reargrip Length	Guide Type	Number of Guides	Grams	MSRP	
5'8"	TVC58XH	Extra Heavy	Medium Fast	80-200	160-270	1	A	8.0"	12.5"	Fuji® Alconite®	Tip+8	355	\$169.99
	TVC58XXH	Extra Extra Heavy	Medium Fast	80-200	120-270	1	A	8.0"	12.5"	Fuji® Alconite®	Tip+8	360	\$169.99
6'0"	TVC60H	Heavy	Medium Fast	65-200	160-270	1	B	7.75"	12.5"	Fuji® Alconite®	Tip+8	315	\$169.99
6'6"	TVC66M	Medium	Medium Fast	30-80	75-200	1	C	5.5"	14.0"	Fuji® Hardloy®	Tip+8	272	\$119.99
	TVC66M2	Medium	Medium Fast	30-80	75-200	2	C	5.5"	14.0"	Fuji® Hardloy®	Tip+8	250	\$119.99
	TVC66MH	Medium Heavy	Medium Fast	50-100	110-200	1	D	7.25"	14.0"	Fuji® Hardloy®	Tip+8	295	\$119.99
	TVC66MH2	Medium Heavy	Medium Fast	50-100	110-200	2	D	7.25"	14.0"	Fuji® Hardloy®	Tip+8	280	\$119.99
	TVC66H	Heavy	Medium Fast	80-200	270-325	1	A	8.0"	12.5"	Fuji® Alconite®	Tip+8	345	\$169.99
7'0"	TVC70L	Light	Medium	10-30	55-90	1	E	5.0"	14.0"	Fuji® Hardloy®	Tip+9	260	\$119.99
	TVC70ML	Medium Light	Medium Fast	20-50	55-135	1	C	5.5"	14.0"	Fuji® Hardloy®	Tip+9	275	\$119.99

Model	Length	Power	Action	PowerPro® Line Rating (lb)	Jig Weights (g)	Pieces	Reel Seat	Foregrip Length	Reargrip Length (Including Butt Cap)	Guide Type	Gimbal	MSRP
TVC-58XH2	5'8"	Extra Heavy	Medium Fast	80-200lb	120-270g	2	Fuji	8.0"	12.5"	Fuji Alconite	Yes	\$169.99 New Model
TVC-58XXH2	5'8"	Extra Extra Heavy	Medium Fast	80-200lb	160-270g	2	Fuji	8.0"	12.5"	Fuji Alconite	Yes	\$169.99 New Model
TVC-60H2	6'0"	Heavy	Medium Fast	65-200lb	160-270g	2	Fuji	8.0"	12.5"	Fuji Alconite	No	\$169.99 New Model

Trevala® Jigging Spinning

Model	Power	Action	PowerPro® Line Rating (lb)	Jig Weights (g)	Pieces	Handle Style	Foregrip Length	Reargrip Length	Guide Type	Number of Guides	Grams	MSRP	
5'8"	TVS58XXH	Extra Extra Heavy	Medium Fast	80-200	120-325	1	F	5.25"	15.5"	Fuji® Alconite®	Tip+5	375	\$169.99
6'6"	TVS66M	Medium	Medium Fast	30-65	55-160	1	G	5.25"	12.0"	Fuji® Hardloy®	Tip+7	232	\$119.99
	TVS66MH	Medium Heavy	Medium Fast	50-100	110-240	1	G	5.25"	12.0"	Fuji® Hardloy®	Tip+7	265	\$119.99
7'0"	TVS70L	Light	Medium	10-30	55-90	1	H	5.0"	12.0"	Fuji® Hardloy®	Tip+8	220	\$119.99
	TVS70ML	Medium Light	Medium Fast	20-50	55-135	1	G	5.25"	12.0"	Fuji® Hardloy®	Tip+8	227	\$119.99

Model	Length	Power	Action	PowerPro® Line Rating (lb)	Jig Weights (g)	Pieces	Reel Seat	Foregrip Length	Reargrip Length (Including Butt Cap)	Guide Type	Gimbal	MSRP
TVS-58XH	5'8"	Extra Heavy	Medium Fast	80-200lb	120-270g	1	Fuji	5.25"	12.0"	Fuji Alconite	Yes	\$169.99 New Model
TVS-58XH2	5'8"	Extra Heavy	Medium Fast	80-200lb	120-270g	2	Fuji	5.25"	12.0"	Fuji Alconite	Yes	\$169.99 New Model
TVS-58XXH2	5'8"	Extra Extra Heavy	Medium Fast	80-200lb	120-325g	2	Fuji	5.25"	15.5"	Fuji Alconite	Yes	\$169.99 New Model
TVS-60H	6'0"	Heavy	Medium Fast	65-200lb	160-270	1	Fuji	5.25"	12.0"	Fuji Alconite	No	\$169.99 New Model
TVS-66M2	6'6"	Medium	Medium Fast	30-65lb	55-160g	2	Fuji	5.25"	12.0"	Fuji Hardloy	No	\$119.99 New Model
TVS-66MH2	6'6"	Medium Heavy	Medium Fast	50-100lb	110-240g	2	Fuji	5.25"	12.0"	Fuji Hardloy	No	\$119.99 New Model



TESCATA™

NEW



> HANDLE STYLES



Limited Lifetime Warranty (see page 3)

Tescata™ NEW

Model	Construction Type	Length	Power	Action	Jig Weight	Line Weight(lb)	PowerPro® Line Rating	Pieces	Handle Style	Guide Type	MSRP
TSC63M	C4S	6'3"	Medium	Fast	100-150g	20-40	20-50	1	A	Fuji Hardloy	\$149.99
TSC63MH	C4S	6'3"	Medium Heavy	Fast	200g	30-60	20-50	1	A	Fuji Hardloy	\$149.99
TSC66ML	C4S	6'6"	Medium Light	Fast	60-80g	10-30	20-50	1	A	Fuji Hardloy	\$149.99



TERAMAR®
Inshore Series



Teramar® Inshore Rods



Recommended Uses

TMC80M With a light tip for throwing anchovies or small sardines and a fast action for solid hook-sets, this rod is built to catch albacore, yellowtail or dorado. Well suited for a TN14 or TOR14.

TMC80MH A rod with many applications. It's great for light surface irons, or when using a jig head with live squid or sardines for kelp-paddy yellowtail. Goes great with a TN 16 or TN16N.

TMC80H The king of all 30-lb. surface-iron rods. It loads to perfection for long casts, is comfortable, and has a lightweight feel. A TN20 is the perfect reel to go along with it.

TMC86XH This rod is perfect for using large surface iron Tady 77 Salas 7x on 40-lb. line. Incredible casting with enough power to keep the big ones out of the rocks and kelp. The perfect match for a TN30 or TN40.

TMC90MH Tady C or jighead and squid makes this rod a great double threat. WSB in the foam or calicos in the boilers. A TN16N or TN16 are great reels to go along with it.

TMC90H One of the best ways of catching calico bass is with a surface iron. This rod was designed to throw irons with ease and it loads to perfection on the bite. It also has plenty of power to move bass out of cover. Makes a perfect match with the TN20.

TMC90XH This rod is built for throwing iron. Tie on a Tady 45 or a Salas 7X light. See how far you can throw it. This rod is very well suited for TN30 or TN40. Better yet, try a DC and see what distance you are really capable of.

TMC100XH This rod is built for throwing iron. Tie on a Tady 45 or a Salas 7X light. See how far you throw it. This rod is well suited for TN20 or TN30. With this combo, 100 yards is possible.

> HANDLE STYLE



Limited Lifetime Warranty (see page 3)

Teramar® WC Inshore Jig/Bait

	Model	Power	Action	Mono Line Rating (lb)	PowerPro® Line Rating (lb)	Lure Rating (oz)	Pieces	Handle Style	Grip Length	Number of Guides	Grams	MSRP
8'0"	TMC80M	Medium	Fast	12-25	20-40	1/2-1	1	C	30.0"	Tip+9	362	\$159.99
	TMC80MH	Medium Heavy	Fast	15-30	20-50	3/4-3	1	C	30.0"	Tip+9	382	\$159.99
	TMC80H	Heavy	Fast	20-40	30-65	1-4	1	C	30.0"	Tip+9	422	\$169.99
8'6"	TMC86XH	Extra Heavy	Fast	30-50	40-80	2-5	1	C	30.0"	Tip+9	520	\$169.99
9'0"	TMC90MH	Medium Heavy	Fast	15-30	20-50	1-4	1	C	30.0"	Tip+10	400	\$169.99
	TMC90H	Heavy	Fast	25-40	30-65	2-5	1	C	30.0"	Tip+10	442	\$169.99
	TMC90XH	Extra Heavy	Fast	30-60	65-100	2-5	1	C	32.0"	Tip+10	480	\$169.99
10'0"	TMC100XH	Extra Heavy	Fast	20-50	65-100	1-5	1	C	32.0"	Tip+10	530	\$269.99*



Recommended Uses

Spinning Rods

TMSX66M This is a light-line rod for fishing with live shrimp, jigs, soft plastics or jerkbaits for speckled sea trout and redfish up to 10 pounds.

TMS66MH An excellent artificial bait rod for salt-water trout, redfish and bonefish.

TMSF70M This open-water flats rod is perfect for fishing with shrimp, whitebait, finger mullet or light, artificial baits for sea trout, redfish, snook or permit.

TMS70M An all-purpose rod will turn big fish and it's versatile enough to throw artificial or live bait with distance and accuracy.

TMS70MH This rod is for fishing with large topwater baits, whitebait, mullet or pigfish for bull reds, permit, snook and small tarpon.

TMSF70H A great rod that has the strength of an offshore rod, but the castability of a flats rod. It's ideal for tarpon, cobia or dolphin.

TMSF74M A rod designed for distance and finesse when wading or fishing from a flats boat with shrimp, light baits or D.O.A.® lures.

TMS76ML This rod's great combination of power and finesse will throw light baits yet handle big fish, whether wading or in a flats boat.

TMS76M Use this all-around bait rod for the flats and bay.

TMSX76M An all-around rod for fishing the flats and in and around Mangroves. A rod capable of handling snook, redfish and, of course, 'gator trout.

TMS76MH This rod is for fishing with large mullet, pigfish or big Zara® spooks and has the power to deliver the bait and control the fish.

TMSX710M The ultimate rod for long-distance casting artificial or unweighted baits to wary fish.

TMS80MH The perfect live- or swim-bait rod for large snook, cobia and schoolie tarpon.

TMSX80XH A rod that specializes in casting large artificials and large baits to big tarpon from the beach.

Casting Rods

TMC66M This rod is ideal for pitching topwater baits, jigs and jerkbaits up under the mangroves.

TMC66MH Use this mangrove plug rod for snook and reds. It's also perfect for fishing in and around docks.

TMCM70MH A great rod for fishing with live bait and buck-tails for big snook in the passes or tarpon on the beach.

TMCX70MH This rod is capable of controlling large snook and tarpon in the passes.

TMCX70H Use this great rod for fishing for tarpon and snook in deep holes in the bay and passes or from the beach.

TMC76MH A perfect rod for casting maximum distance with bait and artificials to tarpon.

TMC76H Use this rod for throwing live bait long distances to tarpon from the beach.

Teramar® SE Inshore Spinning

	Model	Power	Action	Mono Line Rating (lb)	PowerPro® Line Rating (lb)	Lure Rating (oz)	Pieces	Foregrip Length	Reargrip Length	Number of Guides	Grams	MSRP
6'6"	TMSX66M	Medium	Extra Fast	6-12	10-30	1/8-1/2	1	2.0"	7.75"	Tip+7	140	\$109.99
	TMS66MH	Medium Heavy	Fast	6-15	10-30	1/4-5/8	1	2.25"	8.0"	Tip+7	149	\$109.99
7'0"	TMSF70M	Medium	Medium Fast	6-15	10-30	1/4-5/8	1	2.25"	8.0"	Tip+8	152	\$109.99
	TMS70M	Medium	Fast	8-17	10-30	3/8-1	1	2.25"	8.0"	Tip+8	154	\$109.99
	TMSX70M	Medium	Extra Fast	6-15	10-30	1/4-5/8	1	2.25"	9.0"	Tip+8	164	\$109.99
	TMS70MH	Medium Heavy	Fast	10-20	15-30	1/2-1 1/2	1	2.5"	9.0"	Tip+8	177	\$109.99
	TMSX70MH	Medium Heavy	Extra Fast	10-20	15-30	1/2-1 1/2	1	2.5"	9.0"	Tip+8	170	\$109.99
	TMSF70H	Heavy	Medium Fast	15-30	20-40	1/2-2	1	3.0"	10.0"	Tip+8	249	\$109.99
7'4"	TMSF74M	Medium	Medium Fast	6-15	10-30	1/4-3/4	1	2.75"	8.0"	Tip+8	160	\$109.99
7'6"	TMS76ML	Medium Light	Fast	6-17	10-30	1/4-1/2	1	2.75"	8.0"	Tip+8	162	\$119.99
	TMS76M	Medium	Fast	8-17	10-30	1/4-3/4	1	2.75"	10.0"	Tip+8	190	\$119.99
	TMSX76M	Medium	Extra Fast	8-17	10-30	1/4-3/4	1	2.75"	9.0"	Tip+8	172	\$119.99
	TMS76MH	Medium Heavy	Fast	10-20	15-30	1/2-1 1/2	1	2.75"	10.0"	Tip+8	187	\$119.99
	TMSX76MH	Medium Heavy	Extra Fast	10-20	15-30	1/2-1 1/2	1	2.75"	10.0"	Tip+8	200	\$119.99
7'10"	TMSX710M	Medium	Extra Fast	8-17	10-30	1/4-1	1	2.75"	10.0"	Tip+9	195	\$119.99
8'0"	TMS80M	Medium	Fast	8-17	10-30	3/8-3/4	1	3.0"	9.75"	Tip+9	200	\$119.99
	TMS80MH	Medium Heavy	Fast	10-20	15-30	1/2-1 1/2	1	2.75"	10.5"	Tip+9	232	\$119.99
	TMS80H	Heavy	Fast	15-30	20-50	1/2-2	1	3.0"	12.0"	Tip+9	242	\$119.99
	TMSX80XH	Extra Heavy	Extra Fast	15-40	15-40	3/4-3	1	4.5"	12.0"	Tip+9	324	\$129.99
	TMS80XXH	Extra Extra Heavy	Fast	20-40	30-65	2-5	1	4.5"	13.5"	Tip+9	352	\$139.99

Teramar® SE Inshore Casting

6'6"	TMC66M	Medium	Fast	8-14	10-30	3/8-5/8	1	2.5"	9.0"	Tip+9	162	\$109.99
	TMC66MH	Medium Heavy	Fast	12-15	10-30	1/2-3/4	1	3.0"	9.0"	Tip+9	172	\$109.99
7'0"	TMCM70MH	Medium Heavy	Medium Fast	15-25	15-40	1/2-1 1/2	1	3.5"	9.75"	Tip+9	242	\$109.99
	TMCX70MH	Medium Heavy	Extra Fast	15-25	15-40	1/2-1 1/2	1	3.5"	9.5"	Tip+9	222	\$109.99
	TMCX70H	Heavy	Extra Fast	15-30	20-50	3/4-2	1	3.5"	9.5"	Tip+9	222	\$109.99
7'6"	TMC76MH	Medium Heavy	Fast	15-25	15-40	1/2-1 1/2	1	4.0"	12.5"	Tip+9	237	\$119.99
	TMC76H	Heavy	Fast	15-30	20-50	1/2-2	1	4.5"	13.5"	Tip+9	274	\$119.99



Recommended Uses

Casting Rods

TMCX76ML Its extra fast action and lightweight feel make it a comfortable, yet effective rod for fishing small grubs and swim baits with a light line when the bite is tough.

TMCX76M A long-casting ability matched with its extra fast action allows you to set the hook solidly from a distance. A 1/2 oz. jig head with 3" plastics balances out perfectly on it.

TMCX76MH This rod is an extremely versatile swim-bait rod. It has the castability and the power necessary for calico bass.

TMCX76H A great rod for serious inshore anglers. The extra fast action and unmatched pulling power make it a very unique rod.

TMCX80M This is a fantastic light-bait, light-line swim-bait rod. Its extra length allows for effortless casting and its extra fast action helps you bury the hook with ease.

TMCX80MH A perfect rod for 15- to 20-lb. line with 4- to 5-inch plastics. It has incredible castability and hookset power, yet enough sensitivity to feel the thump of the swim bait tail.

TMCX80H This rod casts to spots that others wouldn't dare. Yes, you can cast that far and, yes, you can get them out of that cover.

Breakwater Rods

TMCX69MH This is the perfect rod for hauling bruisers out of deep cover or from the breakwater using 15- to 20-lb. line or 50-lb. Spectra with small jig heads (3/8, 1/2 or 5/8 oz.).

TMCX69H Calico bass, sand bass, white sea bass and yellowtail beware! This is a powerful inshore rod that can easily throw light to medium lures and jig heads into rocks, kelp and other heavy structure.

> HANDLE STYLES



Limited Lifetime Warranty (see page 3)

Teramar® WC Inshore Casting

	Model	Power	Action	Mono Line Rating (lb)	PowerPro® Line Rating (lb)	Lure Rating (oz)	Pieces	Handle Style	Foregrip Length	Reargrip Length	Number of Guides	Grams	MSRP
7'6"	TMCX76ML	Medium Light	Extra Fast	8-15	15-40	1/4-5/8	1	A	5.0"	13.5"	Tip+9	222	\$139.99
	TMCX76M	Medium	Extra Fast	10-20	20-50	1/2-1	1	A	5.0"	13.5"	Tip+9	237	\$139.99
	TMCX76MH	Medium Heavy	Extra Fast	12-25	20-65	3/4-1 1/2	1	A	5.0"	13.5"	Tip+9	287	\$139.99
	TMCX76H	Heavy	Extra Fast	15-30	30-80	1-3	1	A	5.0"	13.5"	Tip+9	292	\$139.99
8'0"	TMCX80M	Medium	Extra Fast	10-20	20-50	1/2-1	1	A	5.0"	13.5"	Tip+9	262	\$149.99
	TMCX80MH	Medium Heavy	Extra Fast	12-25	20-65	3/4-2	1	A	5.0"	13.5"	Tip+9	312	\$149.99
	TMCX80H	Heavy	Extra Fast	15-30	30-80	1-4	1	A	5.0"	13.5"	Tip+9	322	\$149.99

Teramar® WC Inshore Breakwater

	Model	Power	Action	Mono Line Rating (lb)	PowerPro® Line Rating (lb)	Lure Rating (oz)	Pieces	Handle Style	Foregrip Length	Reargrip Length	Number of Guides	Grams	MSRP
6'9"	TMCX69MH	Medium Heavy	Extra Fast	15-30	20-65	3/8-1	1	B	3.5"	10.0"	Tip+8	285	\$139.99
	TMCX69H	Heavy	Extra Fast	20-40	30-80	1/2-1 1/2	1	B	3.5"	10.0"	Tip+8	275	\$139.99



Inshore Casting & Spinning Rods



> HANDLE STYLES



Limited Lifetime Warranty (see page 3)

Clarus® Inshore Spinning

	Model	Power	Action	Mono Line Rating (lb)	PowerPro® Line Rating (lb)	Lure Rating (oz)	Pieces	Handle Style	Foregrip Length	Reargrip Length	Number of Guides	Grams	MSRP
6'6"	CSSFL66MA	Medium	Medium Fast	6-12	10-20	1/8-1/2	1	A	2.5"	7.5"	Tip+7	120	\$69.99
	CSSFL66MHA	Medium Heavy	Fast	8-17	15-30	1/4-3/4	1	A	2.5"	7.5"	Tip+7	150	\$69.99
7'0"	CSSFL70MA	Medium	Fast	6-15	10-20	1/4-5/8	1	B	3.0"	7.5"	Tip+8	140	\$79.99
	CSSFL70MHA	Medium Heavy	Fast	8-17	15-30	1/4-3/4	1	C	3.0"	8.0"	Tip+8	170	\$79.99
7'6"	CSSFL76MA	Medium	Fast	8-15	10-20	1/4-3/4	1	D	3.5"	10.0"	Tip+8	160	\$79.99

Clarus® Inshore Casting

	Model	Power	Action	Mono Line Rating (lb)	PowerPro® Line Rating (lb)	Lure Rating (oz)	Pieces	Handle Style	Foregrip Length	Reargrip Length	Number of Guides	Grams	MSRP
7'0"	CSC70PMLA	Medium Light	Fast	8-15	10-20	1/8-5/8	1	E	3.0"	9.0"	Tip+9	130	\$79.99
	CSC70PMLSA	Medium Light	Fast	8-15	10-20	1/8-5/8	1	F	3.0"	7.5"	Tip+9	125	\$79.99
7'6"	CSC76PMLA	Medium Light	Medium Fast	8-17	15-30	1/4-5/8	1	G	3.0"	10.0"	Tip+9	140	\$79.99
	CSC76PMA	Medium	Fast	10-17	15-30	1/4-3/4	1	G	3.0"	10.0"	Tip+9	145	\$79.99


TIRALEJO® Surf Rods


> HANDLE STYLES



Limited Lifetime Warranty (see page 3)

Tiralejo® Spinning

	Model	Power	Action	Mono Line Rating (lb)	PowerPro® Line Rating (lb)	Lure Rating (oz)	Pieces	Handle Style	Foregrip Length	Reargrip Length	Number of Guides	Grams	MSRP
7'6"	TRS76M	Medium	Fast	8-15lb	20-50	3/8-3/4	1	A	5.0"	26.0"	Tip+5	275	\$219.99
8'0"	TRS80M	Medium	Fast	10-20	20-50	1/2-1 1/2	1	B	5.0"	27.5"	Tip+6	300	\$229.99
	TRS80MH	Medium Heavy	Fast	12-25	20-50	3/4-2	1	B	5.0"	27.5"	Tip+6	320	\$229.99
	TRS80MHLC	Medium Heavy	Fast	12-25	20-50	3/4-2	1	B	5.0"	27.5"	Tip+5	301	\$269.99
9'0"	TRS90M	Medium	Fast	12-25	20-50	3/4-2	1	C	7.0"	31.5"	Tip+6	385	\$259.99
	TRS90M2	Medium	Fast	12-25	20-50	3/4-2	2	C	7.0"	31.5"	Tip+6	380	\$259.99
	TRS90MH	Medium Heavy	Fast	15-30	20-65	1-3	1	C	7.0"	31.5"	Tip+6	410	\$269.99
	TRS90MHLC	Medium Heavy	Fast		20-65	1-3	1	C	7.0"	31.5"	Tip+5	400	\$309.99
	TRS90MH2	Medium Heavy	Fast	15-30	20-65	1-3	2	C	7.0"	31.5"	Tip+6	405	\$269.99
10'0"	TRS100M2	Medium	Fast	15-30	30-80	1-3	2	D	7.0"	34.0"	Tip+7	435	\$289.99
	TRS100MH2	Medium Heavy	Fast	15-40	30-80	3-6	2	D	7.0"	34.0"	Tip+7	430	\$299.99
11'0"	TRS110MH2	Medium Heavy	Medium Fast	17-40	30-80	3-6	2	E	7.0"	39.0"	Tip+7	555	\$319.99
12'0"	TRS120H2	Heavy	Medium Fast	17-40	30-80	4-10	2	E	7.0"	39.0"	Tip+7	605	\$349.99

Tiralejo® Casting

	Model	Power	Action	Mono Line Rating (lb)	PowerPro® Line Rating (lb)	Lure Rating (oz)	Pieces	Handle Style	Foregrip Length	Reargrip Length	Number of Guides	Grams	MSRP
8'0"	TRC80M	Medium	Fast	10-20	20-50	1/2-1 1/2	1	F	7.0"	32.5"	Tip+7	350	\$229.99
10'0"	TRC100M2	Medium	Fast	15-30	20-50	1-3	2	F	7.0"	32.5"	Tip+8	401	\$299.99
	TRC100MH2	Medium Heavy	Medium	17-40	20-65	3-5	2	G	7.0"	37.5"	Tip+8	510	\$319.99
11'0"	TRC110MH2	Medium Heavy	Fast	17-40	30-80	3-6	2	H	7.0"	45.0"	Tip+9	555	\$339.99
12'0"	TRC120H2	Heavy	Fast	17-50	30-80	4-10	2	H	7.0"	45.0"	Tip+9	590	\$349.99



Recommended Uses

CMLC65M: This rod was designed for Texas Rigging Plastic baits. It offers a soft tip for Shaking or working your bait and shuts off fast for greater hook sets.

CMLC610MH: The 6'10" MH was created for Texas Rigging your Larger Soft Plastics. The action is perfect for shaking or bouncing your baits on the bottom and shuts down fast for a more powerful hook set.

CMLCX71MH: This rod will double as a larger Plastic Texas rig rod as well as a Jig rod. Soft tip for working the baits with an Extra Fast action for pulling the fish out of heavy cover and while increasing your power for setting the hook.

CMLSX65M: Drop Shot with this rod and you will see the soft tip for shaking the bait with its extra fast action for helping you set the hook in deeper water.

CMLSX610ML: At 6'10" this is the ultimate light line Drop Shot rod. Super shakey tip for working the baits and has an extra fast action for driving the hook home once bit.

CMLS610M: This rod does two things great. If you like to fish the Nail Rig or Shakey Head you will see this rods action is perfect for both.

> HANDLE STYLES



Limited Lifetime Warranty (see page 3)

Cumulus Casting **NEW**

Model	Finished Weight	Blank Construction	Length	Power	Action	Line Rating	Lure Rating (oz)	Pieces	Handle Styles	Guides	MSRP
CMLC65M	78g	HM1	6'5"	Medium	Fast	8	1/4-1/2 oz	1	A	Fuji SIC Titanium Frame	\$349.99
CMLC610MH	86g	HM1	6'10"	Medium Heavy	Fast	12	1/4-3/4oz	1	A	Fuji SIC Titanium Frame	\$349.99
CMLCX71MH	100g	HM1	7'1"	Medium Heavy	XFast	15	1/4-3/4oz	1	A	Fuji SIC Titanium Frame	\$349.99

Cumulus Spinning **NEW**

CMLSX65M	90g	HM1	6'5"	Medium	XFast	6	1/8-3/8oz	1	B	Fuji SIC Titanium Frame	\$399.99
CMLSX610ML	96g	HM1	6'10"	Medium Light	XFast	5	1/16-3/8oz	1	B	Fuji SIC Titanium Frame	\$399.99
CMLS610M	104g	HM1	6'10"	Medium	Fast	8	1/8-3/8oz	1	B	Fuji SIC Titanium Frame	\$399.99



Recommended Uses

Cumara® Casting Rods

- CUC63M** Hard Cover shallow running crank baits small and light top water baits
- CUC63H** Hard Cover deep crank baits Buzz baits and large top waters
- CUC69M** Hard Cover/Moderate Soft cover Spinner bait 3/8-1/2oz-Buzz baits of similar weight
- CUC69MH** Hard Cover/Moderate Soft cover Spinner bait 1/2-1oz-Buzz baits of similar weight
- CUC70M** Hard Cover shallow to medium running crank baits
- CUC70MH** Soft Cover medium running crank baits and rip baits
- CUC70H** Soft Cover deep crank baits open water Buzz baits Large lipless cranks
- CUC76ML** Soft Cover Speed Trap® and other 1/4 oz or slightly larger crank baits shallow to medium depth
- CUC77M** Soft Cover shallow to medium running crank baits and rip baits
- CUC711M** Hard Cover medium deep running crank baits.
- CUC711MH** Hard Cover /Moderate Soft deep crank baits 30' plus
- CUCX711MH** Soft Cover Rattletraps® in Heavy soft cover 3/4-1oz Spinner baits hollow body swim bait's Heavy grass buzz baits Chatterbait®

> HANDLE STYLES



Limited Lifetime Warranty (see page 3)

Cumara® Casting

	Model	Power	Action	Mono Line Rating (lb)	PowerPro® Line Rating (lb)	Lure Rating (oz)	Pieces	Handle Style	Foregrip Length	Reargrip Length	Number of Guides	Grams	MSRP
6'3"	CUC63M	Medium	Medium/Fast	8-15	20-40	1/4-5/8	1	A	3/5"	8 1/4"	Tip+8	96	\$199.99
	CUC63H	Heavy	Fast	12-20	30-50	3/8-1	1	A	3/5"	8 1/4"	Tip+8	100	\$199.99
6'9"	CUC69M	Medium	Fast	8-17	20-40	3/8-1/2	1	B	3/5"	9 1/4"	Tip+9	116	\$199.99
	CUC69MH	Medium Heavy	Fast	10-20	30-50	1/2-1	1	B	3/5"	9 1/4"	Tip+9	114	\$199.99
7'	CUC70M	Medium	Medium Fast	8-15	20-40	1/4-5/8	1	C	3/5"	9 1/2"	Tip+9	112	\$219.99
	CUC70MH	Medium Heavy	Medium Fast	10-20	30-50	3/8-3/4	1	C	3/5"	9 1/2"	Tip+9	116	\$219.99
	CUC70H	Heavy	Medium Fast	12-25	30-65	3/8-1	1	C	3/5"	9 1/2"	Tip+9	118	\$219.99
7'6"	CUC76ML	Medium Light	Medium Fast	8-15	20-40	1/8-1/2	1	D	3/5"	11"	Tip+9	112	\$239.99
7'7"	CUC77M	Medium	Fast	10-20	30-50	3/8-3/4	1	E	3/5"	11 2/5"	Tip+9	130	\$239.99
7'11"	CUC711M	Medium	Fast	12-25	30-50	3/8-3/4	1	D	3/5"	11"	Tip+9	136	\$239.99
	CUC711MH	Medium Heavy	Fast	12-25	30-50	3/8-1	1	D	3/5"	11"	Tip+9	132	\$239.99
	CUCX711MH	Medium Heavy	Extra Fast	12-25	30-65	1/2-1 1/2	1	F	3/5"	12 1/5"	Tip+9	136	\$239.99



Recommended Uses

Cumara® Casting Rods

- CUC68M** A 1/8 to 1/4 oz. Texas rig worm rod.
- CUCX68M** A 1/4 to 3/8 oz. jig rod.
- CUC68MH** Ika/Senko® rod.
- CUCX68MH** A 1/2 to 1 oz. jig. Texas rig. worm rod
- CUC72M** A 1/8 to 1/4 oz. Texas rig worm rod.
- CUCX72M** A 1/4 to 3/8 oz. jig rod.
- CUC72MH** Ika/Senko® rod.
- CUCX72MH** 1/2 to 1 oz. jig, Texas rig and Carolina rig rod.

Cumara® Spinning Rods

- CUSDX68M** Drop shot.
- CUSDX72M** Drop shot.
- CUS68M** Split shot, Shakey® head, and 1/6 to 3/16 oz. Texas rig rod.
- CUS68MH** Split shot, 1/8 to 1/4 oz. Texas rig rod.
- CUS72M** Split shot, Shakey® head, and 1/6 to 3/16 oz. Texas rig rod.
- CUS72MH** Split shot, 1/8 to 1/4 oz. Texas rig rod.
- CUS76M** Tube dragging and light Carolina rig rod.

> HANDLE STYLES



Limited Lifetime Warranty (see page 3)

Cumara® Casting

	Model	Power	Action	Mono Line Rating (lb)	PowerPro® Line Rating (lb)	Lure Rating (oz)	Pieces	Handle Style	Foregrip Length	Reargrip Length	Number of Guides	Grams	MSRP
6'8"	CUC68M	Medium	Fast	6-12	15-30	1/4-1/2	1	A	5/8"	9.5"	Tip+9	100	\$219.99
	CUCX68M	Medium	Extra Fast	8-14	20-40	1/4-1/2	1	A	5/8"	9.5"	Tip+9	110	\$219.99
	CUC68MH	Medium Heavy	Fast	10-17	20-40	1/4-3/4	1	A	5/8"	9.5"	Tip+9	115	\$219.99
	CUCX68MH	Medium Heavy	Extra Fast	12-20	20-50	1/4-1	1	A	5/8"	9.5"	Tip+9	120	\$219.99
7'2"	CUC72M	Medium	Fast	6-12	15-30	1/4-1/2	1	A	5/8"	9.5"	Tip+9	110	\$239.99
	CUCX72M	Medium	Extra Fast	8-14	20-40	1/4-1/2	1	A	5/8"	9.5"	Tip+9	130	\$239.99
	CUC72MH	Medium Heavy	Fast	10-17	20-40	1/4-3/4	1	A	5/8"	9.5"	Tip+9	130	\$239.99
	CUCX72MH	Medium Heavy	Extra Fast	12-20	20-50	1/4-1	1	A	5/8"	9.5"	Tip+9	140	\$239.99

Cumara® Spinning

6'8"	CUSDX68M	Medium	Extra Fast	6-12	5-20	1/8-3/8	1	B	5/8"	9.5"	Tip+7	110	\$219.99
	CUS68M	Medium	Fast	6-12	15-30	1/8-3/8	1	B	5/8"	9.5"	Tip+7	115	\$219.99
	CUS68MH	Medium Heavy	Fast	8-14	20-40	3/16-5/8	1	B	5/8"	9.5"	Tip+7	120	\$219.99
7'2"	CUSDX72M	Medium	Extra Fast	6-12	15-30	1/8-3/8	1	B	5/8"	9.5"	Tip+8	125	\$239.99
	CUS72M	Medium	Fast	6-12	15-30	1/8-3/8	1	B	5/8"	9.5"	Tip+8	125	\$239.99
	CUS72MH	Medium Heavy	Fast	8-14	20-40	3/16-5/8	1	B	5/8"	9.5"	Tip+8	130	\$239.99
7'6"	CUS76M	Medium	Fast	8-14	20-40	3/16-1/2	1	B	5/8"	9.5"	Tip+8	130	\$239.99



Recommended Uses

Spinning Drop Shot Rods

CRSD68ML Shallow drop-shotting (water up to 30 feet deep).

CRSDX68M Deep drop-shotting (water up to 80 feet deep) with the same great tip action as the CRSD68ML.

CRSDX68MH Designed for drop-shotting in brush piles or other heavy cover, this rod features a light tip to work the bait and plenty of power to haul fish out of structure.

CRSD72ML Same action as the CRSD68ML but 6 inches longer for extra casting distance.

Split Grip CRSDX72M Same action as the CRSDX68M but six inches longer.

CRSDX72MH Same action as the CRSDX68MH but six inches longer.

Casting Drop Shot Rods

CRCD66M Shaking small worms and drop-shotting; Senkos[®], floating worms, also small crankbaits, poppers, wacky rigs and small to medium jerkbaits.

CRCD70M Shaking small worms, drop-shotting; Senkos[®], floating worms, small crankbaits, poppers, wacky rigs and also small to medium jerkbaits.

> HANDLE STYLES



Limited Lifetime Warranty (see page 3)

Crucial[®] Drop Shot Spinning

Model	Power	Action	Mono Line Rating (lb)	PowerPro [®] Line Rating (lb)	Lure Rating (oz)	Pieces	Handle Style	Foregrip Length	Reargrip Length	Number of Guides	Grams	MSRP
6'8" CRSD68ML	Medium Light	Fast	4-8	5-20	1/16-1/4	1	A	2.5"	9.5"	Tip+7	98	\$159.99
CRSDX68M	Medium	Extra Fast	6-12	5-30	1/8-3/8	1	A	2.5"	9.5"	Tip+7	106	\$159.99
CRSDX68MH	Medium Heavy	Extra Fast	6-15	5-30	1/8-1/2	1	A	2.5"	9.5"	Tip+7	116	\$159.99
7'2" CRSD72ML	Medium Light	Fast	4-8	5-20	1/16-1/4	1	A	2.5"	9.5"	Tip+8	105	\$159.99
CRSDX72M	Medium	Extra Fast	6-12	5-30	1/8-3/8	1	A	2.5"	9.5"	Tip+8	118	\$159.99
CRSDX72MH	Medium Heavy	Extra Fast	6-15	5-30	1/8-1/2	1	A	2.5"	9.5"	Tip+8	120	\$159.99

Crucial[®] Drop Shot Casting

6'6" CRCD66M	Medium	Fast	6-12	5-30	1/8-3/8	1	B	2.0"	8.0"	Tip+9	113	\$149.99
7'0" CRCD70M	Medium	Fast	6-12	5-30	1/8-3/8	1	C	2.0"	9.5"	Tip+9	135	\$149.99



Spinning Rods



Recommended Uses

Crucial® Spinning Rods

CRS60ML Light topwater baits and swimming jigs; walleye jigging; trout.

CRS60M Jigging plastics and light skipping.

CRS60MH Jigs, grubs and plastic worms; skipping with tubes and plastics.

CRSX63M An all-purpose smallmouth and walleye rod for vertical jigging and casting light top-water baits.

CRS66ML Darter® head, small crankbaits, weightless worms, Texas rigs, split-shot, poppers, inline spinners, hair jigs, small Senkos® and Westys® worms.

CRS66M Jigs, jerkbaits, light crankbaits, plastics and rigging.

CRS66MH Soft jerkbaits, plastic worms and grubs, Split shot, light Carolina rigs, tubes, Texas rigs and Senkos® and small jigs.

CRSX68M Jigs, worms and soft jerkbaits. Ideal for walleye.

CRS70ML Slip bobbers and Lindy® rigs; casting light crankbaits.

CRS70M Light Carolina rigs, Texas rigs, tubes, small crankbaits, Fluke® and small to medium jerkbaits.

CRS70MH Power shotting and pitching; Carolina rigs, Texas rigs, medium to large crankbaits and jerkbaits.

CRSX70M 1/2 - 3/8 Jig Rod.

CRS76M Perfect for Dragging Tubes.


Tennessee Handle Spinning Rods

CRSTX63M An all-purpose smallmouth rod.

CRST66MH Soft jerkbaits, plastic worms and grubs.

CRST610MH Soft jerkbaits, plastic worms and grubs.

> HANDLE STYLES



Limited Lifetime Warranty (see page 3)

Crucial® Spinning

Model	Power	Action	Mono Line Rating (lb)	PowerPro® Line Rating (lb)	Lure Rating (oz)	Pieces	Handle Style	Foregrip Length	Reargrip Length	Number of Guides	Grams	MSRP	
6'0"	CRS60ML	Medium Light	Fast	4-10	10-20	1/16-5/16	1	A	2.0"	6.25"	Tip+6	104	\$139.99
	CRS60M	Medium	Fast	6-12	15-30	1/8-3/8	1	A	2.0"	6.25"	Tip+6	108	\$139.99
	CRS60MH	Medium Heavy	Fast	8-15	20-40	3/16-5/8	1	A	2.0"	6.25"	Tip+6	115	\$139.99
6'3"	CRSX63M	Medium	Extra Fast	6-12	15-30	1/8-3/8	1	B	2.25"	6.25"	Tip+7	113	\$139.99
6'6"	CRS66ML	Medium Light	Fast	4-10	10-20	1/16-5/16	1	C	2.25"	7.75"	Tip+7	105	\$149.99
	CRS66M	Medium	Fast	6-12	15-30	1/8-3/8	1	C	2.25"	7.75"	Tip+7	113	\$149.99
	CRS66MH	Medium Heavy	Fast	8-15	20-40	1/4-3/4	1	C	2.25"	7.75"	Tip+7	116	\$149.99
6'8"	CRSX68M	Medium	Extra Fast	6-12	15-30	3/16-5/8	1	C	2.25"	7.75"	Tip+7	130	\$159.99
7'0"	CRS70ML	Medium Light	Fast	4-10	10-20	1/16-5/16	1	C	2.25"	7.75"	Tip+8	123	\$159.99
	CRS70M	Medium	Fast	6-12	15-30	1/8-3/8	1	D	2.5"	9.5"	Tip+8	135	\$159.99
	CRS70MH	Medium Heavy	Fast	8-15	20-40	3/16-5/8	1	D	2.5"	9.5"	Tip+8	138	\$159.99
7'2"	CRSX72M	Medium	Extra Fast	6-15	15-30	1/8-3/8	1	I	2.5"	9.0"	Tip+8	130	\$169.99
7'6"	CRS76M	Medium	Fast	8-17	20-40	3/16-1/2	1	F	2.5"	10.0"	Tip+8	130	\$169.99



Recommended Uses

Crucial® Flippin' Sticks

CRCX76MH Multi-purpose, heavy-cover flipping stick for small jigs.

CRC76H Multi-purpose, heavy-cover flipping stick for large jigs.

CRCX711MH Multi-purpose flipping stick for small jigs, worms and Senkos®.

CRCX711H Multi-purpose, heavy-cover flipping stick for large jigs.

Crucial® Swim Bait

CRC SX711MH 3"-5" swim baits.

CRC S711H 5"-8" swim baits.

CRC S711XH 8"-16" swim baits.

> HANDLE STYLES



Limited Lifetime Warranty (see page 3)

Crucial® Flippin' Sticks

	Model	Power	Action	Mono Line Rating (lb)	PowerPro® Line Rating (lb)	Lure Rating (oz)	Pieces	Handle Style	Foregrip Length	Reargrip Length	Number of Guides	Grams	MSRP
7'6"	CRCX76MH	Medium Heavy	Extra Fast	10-20	20-50	3/8-1	1	G	2.5"	9.5"	Tip+9	165	\$179.99
	CRC76H	Heavy	Fast	12-25	30-65	3/8-1 1/4	1	G	2.5"	9.5"	Tip+9	178	\$179.99
7'11"	CRCX711MH	Medium Heavy	Extra Fast	10-25	20-50	1/4-1/2	1	H	2.5"	12.0"	Tip+9	197	\$179.99
	CRCX711H	Heavy	Extra Fast	15-30	30-65	3/8-1	1	H	2.5"	12.0"	Tip+9	200	\$179.99

Crucial® Swim Bait

	Model	Power	Action	Mono Line Rating (lb)	PowerPro® Line Rating (lb)	Lure Rating (oz)	Pieces	Handle Style	Foregrip Length	Reargrip Length	Number of Guides	Grams	MSRP
7'11"	CRC SX711MH	Medium Heavy	Extra Fast	15-30	20-65	3"-5" Swim Baits	1	A	4.0"	12.0"	Tip+9	215	\$169.99
	CRC S711H	Heavy	Medium Fast	15-30	20-65	5"-8" Swim Baits	1	A	4.0"	12.0"	Tip+9	223	\$169.99
	CRC S711XH	Extra Heavy	Medium Fast	15-30	20-65	8"-16" Swim Baits	1	A	4.0"	12.0"	Tip+9	250	\$169.99



Casting



Recommended Uses

Crucial® Casting

CRC59MH Topwater baits, walking baits, small spinnerbaits and soft jerkbaits; specific targets or tight quarters.

CRC63M A multi-purpose rod for small spinnerbaits, topwater baits and small jerkbaits.

CRC66M 1/4 oz. jigs, prop baits, Texas rigs, Fluke®, Senkos®, walking baits, tubes and spinnerbaits.

CRCX66M With its Extra Fast action, this is the worm-and-jig rod you've been waiting for — everything from open water to shallow structure.

CRC66MH Senkos®, soft jerkbaits, worms and jigs.

CRCX66MH 1/2 oz. jigs, Carolina rigs, creature baits, spider jigs, and blade baits; power shooting and pitching Senkos®.

CRCX68M Spinnerbaits and worms.

CRC610M 1/4–3/8 oz. spinnerbaits, spoons, small buzzbaits, Texas rigs and small jigs.

CRCX610MH 3/8–1/2 oz. spinnerbaits, buzzbaits, Texas rigs, jigs and Flukes®.

CRCX610H Pitching worms and jigs.

CRC70ML Poppers, small crankbaits and jerkbaits.

CRCX70M One-quarter oz. jigs, prop baits, Texas rigs, Fluke®, Senkos®, walking baits, tubes and spinnerbaits.

CRC70MH Carolina rigs, frogs, 1/2 oz. jigs, creature baits, and spider jigs; power shooting and pitching Senkos® and blade baits.

CRCX70H Worms, jigs and spinnerbaits.

CRCX72H When pitching worms and jigs through grass mats, you need a rod with a lot of power to pull them out. This rod will do just that. It's also the ideal for fishing frogs over thick vegetation.

> HANDLE STYLES



Limited Lifetime Warranty (see page 3)

Crucial® Casting

	Model	Power	Action	Mono Line Rating (lb)	PowerPro® Line Rating (lb)	Lure Rating (oz)	Pieces	Handle Style	Foregrip Length	Reargrip Length	Number of Guides	Grams	MSRP
5'9"	CRC59MH	Medium Heavy	Fast	8-17	20-40	3/8-1/2	1	A	2.0"	6.0"	Tip+8	105	\$139.99
6'3"	CRC63M	Medium	Fast	8-17	20-40	1/4-5/8	1	B	2.0"	7.5"	Tip+8	116	\$139.99
6'6"	CRC66M	Medium	Fast	8-15	20-40	1/4-1/2	1	C	2.25"	8.0"	Tip+9	118	\$149.99
	CRCX66M	Medium	Extra Fast	8-15	20-40	1/4-1/2	1	C	2.25"	8.0"	Tip+9	125	\$149.99
	CRC66MH	Medium Heavy	Fast	10-17	20-50	1/4-3/4	1	D	2.25"	9.0"	Tip+9	132	\$149.99
	CRCX66MH	Medium Heavy	Extra Fast	10-20	20-50	3/8-1	1	C	2.25"	8.0"	Tip+9	135	\$149.99
6'8"	CRCX68M	Medium	Extra Fast	8-17	20-40	3/8-3/4	1	D	2.25"	9.0"	Tip+9	138	\$149.99
6'10"	CRC610M	Medium	Fast	8-15	20-40	1/4-1/2	1	E	2.5"	9.0"	Tip+9	136	\$159.99
	CRCX610MH	Medium Heavy	Extra Fast	10-20	20-50	3/8-3/4	1	E	2.5"	9.0"	Tip+9	145	\$159.99
	CRCX610H	Heavy	Extra Fast	10-20	20-50	3/8-1 1/4	1	E	2.5"	9.0"	Tip+9	152	\$159.99
7'0"	CRC70ML	Medium Light	Fast	8-15	20-40	1/8-3/8	1	E	2.5"	9.0"	Tip+9	125	\$159.99
	CRCX70M	Medium	Extra Fast	8-17	20-40	1/4-1/2	1	E	2.5"	9.0"	Tip+9	135	\$159.99
	CRC70MH	Medium Heavy	Fast	10-20	20-50	1/4-1	1	E	2.5"	9.0"	Tip+9	140	\$159.99
	CRCX70H	Heavy	Extra Fast	12-25	20-65	3/8-1 1/4	1	E	2.5"	9.0"	Tip+9	157	\$159.99
7'2"	CRCX72H	Extra Heavy	Extra Fast	15-30	30-65	1/2-1 1/2	1	F	2.5"	10.0"	Tip+9	175	\$169.99



Recommended Uses

Crucial® Crankbait Casting

CRCC66M Small crankbaits, 1/4 oz. traps and jerkbaits.

CRCC70M Small to medium crankbaits.

CRCC70MH Medium to medium-heavy crankbaits.

CRCC72MH It takes the right rod to fish a DD22® or other big crankbait. This rod loads and shoots the bait perfectly and also gives you the fish fighting action you need.

CRCC711ML Jerkbaits, small to medium crankbaits and poppers.

CRCC711M Spooks, big topwaters, medium to large crankbaits, spoons and spinnerbaits.

Crucial® Crankbait Spinning

CRSC68ML #5 Shad Raps® baits are great, the problem is finding the right rod to fish them. Look no further, the CRSC68ML was designed to fish small, lightweight crankbaits.

CRSC68M Finally, a spinning rod that will fish small to medium crankbaits.

CRSCX70ML Jerkbaits/Poppers.

CRSC74M Small to medium cranks.

> HANDLE STYLES



Limited Lifetime Warranty (see page 3)

Crucial® Crankbait Casting

	Model	Power	Action	Mono Line Rating (lb)	PowerPro® Line Rating (lb)	Lure Rating (oz)	Pieces	Handle Style	Foregrip Length	Reargrip Length	Number of Guides	Grams	MSRP
6'6"	CRCC66M	Medium	Medium Fast	8-14	20-40	1/4-5/8	1	A	2.25"	8.5"	Tip+9	114	\$149.99
7'0"	CRCC70M	Medium	Medium Fast	8-14	20-40	1/4-5/8	1	A	2.25"	8.5"	Tip+9	137	\$149.99
	CRCC70MH	Medium Heavy	Medium Fast	10-20	20-50	3/8-1	1	B	2.5"	9.0"	Tip+9	143	\$149.99
7'2"	CRCC72MH	Medium Heavy	Medium Fast	10-20	20-50	3/8-1	1	B	2.5"	9.0"	Tip+9	140	\$159.99
7'11"	CRCC711ML	Medium Light	Fast	8-15	20-40	1/4-5/8	1	C	2.5"	10.0"	Tip+9	194	\$159.99
	CRCC711M	Medium	Fast	10-20	20-50	3/8-1	1	C	2.5"	10.0"	Tip+9	186	\$159.99



Recommended Uses

Compre® Casting

CPC60M A versatile rod, good for surface lures, spinnerbaits, topwater plugs, smaller crankbaits, small grubs and worms, especially in clear water. Walleye fans use this rod for drifting jigs and grubs.

CPC66MLB Ideal for throwing small, shallow running crankbaits, this rod is also great for tossing jigs, rigging and slipbobbers.

CPC66MB A fun, all-around casting rod for largemouth bass, smallmouth bass and walleye; use with topwaters, worms, soft jerkbaits, small crankbaits, buzzbaits and spinnerbaits.

CPC66M2B A two-piece version of the CPC66MB.

CPCX66MB Excellent in clear water situations where light lines, small lures and presentation are key, this rod will cast undersized baits with accuracy around docks, rocks and brush. Also good for crankbaits, buzzbaits, spinnerbaits, small jigs, soft jerkbaits and plastics.

CPCX66MHB A versatile rod for pitching or casting worms and jigs in heavy cover, it's great for slow-rolling big spinnerbaits and crankbaits in deep water.

CPCX610MHB This rod fishes bottom-bounce rigs with maximum sensitivity and excels at pitching small worms and jigs in moderate to heavy cover.

CPC70MB This rod is ideal for medium to large crankbaits and surface lures, and it's stout enough to handle spinnerbaits and large buzzbaits.

CPCX70MHB This rod is excellent for pitching large jigs or worms, big deep-diving crankbaits, spinnerbaits and buzzbaits.

Compre® Crankbait Casting


CPCC66MB Rigging and small crankbaits, 1/4 oz traps and jerkbaits.

CPCC66MHB Rigging and medium to medium heavy sized crankbaits.

CPCC70MB Rigging and small to medium sized crankbaits.

CPCC70MHB Rigging and medium to medium heavy crankbaits.

> HANDLE STYLES




Compre® Casting

	Model	Power	Action	Mono Line Rating (lb)	PowerPro® Line Rating (lb)	Lure Rating (oz)	Pieces	Handle Style	Foregrip Length	Reargrip Length	Number of Guides	Grams	MSRP
6'0"	CPC60MB	Medium	Fast	8-17	20-40	1/8-5/8	1	A	2.0"	7.5"	Tip+8	125	\$99.99
	CPCX60MHB	Medium Heavy	Extra Fast	10-20	20-50	1/4-3/4	1	A	2.0"	7.5"	Tip+8	125	\$99.99
6'6"	CPC66MLB	Medium Light	Fast	8-12	20-40	1/8-5/8	1	B	2.0"	9.0"	Tip+9	115	\$99.99
	CPC66MB	Medium	Fast	8-17	20-40	1/4-3/4	1	B	2.0"	9.0"	Tip+9	120	\$99.99
	CPC66M2B	Medium	Fast	8-17	20-40	1/4-3/4	2	B	2.0"	9.0"	Tip+9	134	\$99.99
	CPCX66MB	Medium	Extra Fast	8-17	20-40	1/4-3/4	1	B	2.0"	9.0"	Tip+9	125	\$99.99
	CPC66MHB	Medium Heavy	Fast	10-20	20-50	3/8-1	1	C	2.25"	9.0"	Tip+9	136	\$99.99
	CPCX66MHB	Medium Heavy	Extra Fast	10-20	20-50	3/8-1	1	C	2.25"	9.0"	Tip+9	145	\$99.99
6'10"	CPCX610MHB	Medium Heavy	Extra Fast	10-20	20-50	3/8-1	1	C	2.25"	9.0"	Tip+9	137	\$99.99
7'0"	CPC70MB	Medium	Fast	8-17	20-40	1/4-3/4	1	D	2.5"	9.0"	Tip+9	135	\$109.99
	CPC70MHB	Medium Heavy	Fast	10-20	20-50	3/8-1	1	D	2.5"	9.0"	Tip+9	138	\$109.99
	CPCX70MHB	Medium Heavy	Extra Fast	10-20	20-50	3/8-1	1	D	2.5"	9.0"	Tip+9	178	\$109.99

Compre® Crankbait Casting



	Model	Power	Action	Mono Line Rating (lb)	PowerPro® Line Rating (lb)	Lure Rating (oz)	Pieces	Handle Style	Foregrip Length	Reargrip Length	Number of Guides	Grams	MSRP
6'6"	CPCC66MB	Medium	Medium Fast	8-14	20-40	1/4-5/8	1	E	2.0"	9.0"	Tip+9	115	\$99.99
	CPCC66MHB	Medium Heavy	Medium Fast	10-20	20-50	3/8-1	1	F	2.25"	9.0"	Tip+9	130	\$99.99
7'0"	CPCC70MB	Medium	Medium Fast	8-17	20-40	1/4-3/4	1	G	2.5"	9.0"	Tip+9	145	\$99.99
	CPCC70MHB	Medium Heavy	Medium Fast	10-20	20-50	3/8-1	1	G	2.5"	9.0"	Tip+9	155	\$109.99



Compre® Spinning

	Model	Power	Action	Mono Line Rating (lb)	PowerPro® Line Rating (lb)	Lure Rating (oz)	Pieces	Handle Style	Foregrip Length	Reargrip Length	Number of Guides	Grams	MSRP	
5'0"	CPS50ULB	Ultra Light	Fast	1-4	5-10	1/32-3/16	1	A	2.0"	5.0"	Tip+5	70	\$99.99	
5'6"	CPS56ULB	Ultra Light	Fast	1-4	5-10	1/32-3/16	1	A	2.0"	5.0"	Tip+6	75	\$99.99	
5'9"	CPSX59MB	Medium	Extra Fast	4-10	5-20	1/16-3/8	1	B	2.25"	6.25"	Tip+6	90	\$99.99	
6'0"	CPSF60ULB	Ultra Light	Medium Fast	2-6	5-10	1/32-3/16	1	C	2.25"	6.25"	Tip+6	78	\$99.99	
	CPSF60UL2B	Ultra Light	Medium Fast	2-6	5-10	1/64-3/16	2	D	2.0"	7.0"	Tip+6	80	\$99.99	
	CPSF60LB	Light	Medium Fast	4-8	5-20	1/16-5/16	1	C	2.25"	6.25"	Tip+6	85	\$99.99	
	CPS60MLB	Medium Light	Fast	4-10	5-20	1/16-3/8	1	B	2.25"	6.25"	Tip+6	87	\$99.99	
	CPS60ML2B	Medium Light	Fast	4-10	5-20	1/16-3/8	2	B	2.25"	6.25"	Tip+6	104	\$99.99	
	CPS60MB	Medium	Fast	6-12	5-30	3/16-5/8	1	B	2.25"	6.25"	Tip+6	105	\$99.99	
	CPS60M2B	Medium	Fast	6-12	5-30	3/16-5/8	2	B	2.25"	6.25"	Tip+6	106	\$99.99	
	CPS60MHB	Medium Heavy	Fast	8-15	20-40	3/16-3/4	1	B	2.25"	6.25"	Tip+6	115	\$99.99	
6'3"	CPSX63MB	Medium	Extra Fast	6-12	20-30	3/16-5/8	1	B	2.25"	6.25"	Tip+7	105	\$99.99	
6'6"	CPSF66ULB	Ultra Light	Medium Fast	2-6	5-10	1/32-3/16	1	F	2.25"	7.25"	Tip+7	82	\$99.99	
	CPSF66UL2B	Ultra Light	Medium Fast	2-6	5-10	1/32-3/16	2	G	2.0"	7.25"	Tip+7	83	\$99.99	
	CPS66LB	Light	Fast	4-8	5-20	1/16-5/16	1	F	2.25"	7.25"	Tip+7	90	\$99.99	
	CPS66L2B	Light	Fast	4-8	5-20	1/16-5/16	2	F	2.25"	7.25"	Tip+7	105	\$99.99	
	CPS66MLB	Medium Light	Fast	4-10	5-20	1/16-3/8	1	H	2.25"	7.5"	Tip+7	102	\$99.99	
	CPS66ML2B	Medium Light	Fast	4-10	5-20	1/16-3/8	2	H	2.25"	7.5"	Tip+7	105	\$99.99	
	CPS66MB	Medium	Fast	6-12	5-30	3/16-5/8	1	I	2.25"	7.75"	Tip+7	110	\$99.99	
	CPS66M2B	Medium	Fast	6-12	5-30	3/16-5/8	2	I	2.25"	7.75"	Tip+7	112	\$99.99	
	CPSX66MB	Medium	Extra Fast	6-12	5-30	3/16-5/8	1	I	2.25"	7.75"	Tip+7	117	\$99.99	
	CPS66MHB	Medium Heavy	Fast	8-17	10-30	3/16-7/8	1	I	2.25"	7.75"	Tip+7	120	\$99.99	
	CPS66MH2B	Medium Heavy	Fast	8-17	10-30	3/16-7/8	2	I	2.25"	7.75"	Tip+7	130	\$99.99	
	6'8"	CPS68MLB	Medium Light	Fast	4-10	5-20	1/16-3/8	1	I	2.25"	7.75"	Tip+7	100	\$109.99
CPSX68MB		Medium	Extra Fast	6-12	5-30	3/16-5/8	1	I	2.25"	7.75"	Tip+7	125	\$109.99	
7'0"	CPSF70UL2B	Ultra Light	Medium Fast	2-8	5-10	1/64-3/16	2	J	2.25"	7.75"	Tip+8	90	\$109.99	
	CPS70L2B	Light	Fast	4-10	5-20	1/32-3/8	2	J	2.25"	7.75"	Tip+8	90	\$109.99	
	CPS70MLB	Medium Light	Fast	4-10	5-20	1/16-3/8	1	I	2.25"	7.75"	Tip+8	110	\$109.99	
	CPS70ML2B	Medium Light	Fast	4-10	5-20	1/16-3/8	2	I	2.25"	7.75"	Tip+8	107	\$109.99	
	CPS70MB	Medium	Fast	6-12	5-30	3/16-5/8	1	K	2.5"	9.0"	Tip+8	130	\$109.99	
	CPS70M2B	Medium	Fast	6-12	5-30	3/16-5/8	2	K	2.5"	9.0"	Tip+8	131	\$109.99	
7'2"	CPSX70MB	Medium	Extra Fast	6-12	5-20	3/16-5/8	1	K	2.5"	9.0"	Tip+8	125	\$109.99	
7'2"	CPS72MLB	Medium Light	Fast	4-10	5-20	1/16-3/8	1	L	2.5"	8.5"	Tip+8	110	\$109.99	
	7'6"	CPSM76UL2B	Ultra Light	Medium	2-8	5-10	1/64-3/16	2	M	2.0"	8.5"	Tip+8	90	\$129.99
		CPSF76L2B	Light	Medium Fast	4-10	5-20	1/32-3/8	2	M	2.0"	8.5"	Tip+8	95	\$119.99
	CPSF76ML2B	Medium Light	Medium Fast	4-10	5-20	1/16-5/8	2	N	2.5"	9.5"	Tip+8	125	\$119.99	
	CPS76MLB	Medium Light	Fast	6-12	5-30	1/16-5/8	1	N	2.5"	9.5"	Tip+8	125	\$119.99	
CPS76MB	Medium	Fast	8-15	10-30	3/16-5/8	1	N	2.5"	9.5"	Tip+8	127	\$119.99		
7'7"	CPSX77MLB	Medium Light	Extra Fast	4-12	5-30	1/16-3/8	1	O	2.5"	8.75"	Tip+8	145	\$119.99	
8'0"	CPSF80L2B	Light	Medium Fast	4-10	5-20	1/32-3/8	2	M	2.0"	8.5"	Tip+9	105	\$129.99	
8'6"	CPSF86L2B	Light	Medium Fast	4-10	5-20	1/32-3/8	2	M	2.0"	8.5"	Tip+9	115	\$129.99	
9'0"	CPSM90ML2B	Medium Light	Medium	4-12	5-30	1/16-3/8	2	P	3.0"	8.75"	Tip+9	150	\$129.99	



Recommended Uses

Compre® Spinning

CPS60MHB A perfect walleye jigging rod for heavier jigs and for those anglers who fish river systems.

CPSX63MB Great for jigging, this rod can also be used for Lindy® rigs and light jerkbaits and for casting shallow to medium diving crankbaits.

CPS66L2B Light jigs, trout jigs and bait.

CPS66MB This rod will maximize your versatility when Lindy® rigging and jigging; it's also great for spinner baits and crankbaits.

CPS68MLB Light jigs, light Lindy® rigs and slip bobbers.

CPSX68MB An extremely versatile rod for medium jigs and Lindy® rigs, slip bobbers and hard jerkbaits; snap jigging.

CPS70MB The ultimate all-purpose Lindy® rig; light bottom bouncing, slip bobber and straight line crankbait trolling.

CPS70M2B Two-piece version of the CPS70MB; an excellent choice for the Boundary Waters Canoe Area Wilderness!


CPS72MLB The ultimate finesse rigging and slip bobber rod.

CPS76MLB Jig tossing and rigging; slip bobbers.

CPSX77MLB This rod is for anglers who demand superior performance when fishing extremely long snells with light line. It provides excellent shock resistance, giving the best opportunity to catch the fish of a lifetime in light-line, finesse situations.

CPSM90ML2B An extreme finesse rigging rod for extra long snells and bobber fishing; an excellent drift rod.

> HANDLE STYLES



Limited Lifetime Warranty (see page 3)



Recommended Uses

Clarus® Casting

CSC56MA This rod is ideal for bass fishing with buzzbaits, small spinnerbaits and light jigs in tight quarters, around docks and brush or whenever presentation and accuracy is key. It's a nice stream rod when smaller baits are essential.

CSC66MA This rod is for throwing medium sized crankbaits, buzzbaits, spinnerbaits and surface lures.

CSC66MHA This extremely versatile rod is for light to medium weight jigs, worms, medium to large spinnerbaits and large crankbaits. It moves fish from under heavy cover without feeling too stiff.

CSC66HA This rod is for deep-water jigging, fishing plastic worms and slow-rolling oversized spinnerbaits for largemouth bass, pike and peacock bass. It excels in brush and tree-choked areas where you need to move large fish out of heavy cover.

CSC610MHA This rod loads and fires spinnerbaits with great accuracy and reacts to even the lightest bite. It also excels at pitching small worms and jigs in moderate to heavy cover and it's great for working Carolina-rigged worms.

CSC70MA This rod is great for large surface lures and medium to large sized crankbaits, yet it's stout enough to handle spinnerbaits and large buzzbaits.

CSC70MHA This great all-around rod excels with deep-water jigs and Carolina-rigged plastic worms.

CSCX70MHA This rod is excellent for fishing big, deep-diving crankbaits, spinnerbaits and buzzbaits, and for pitching large jigs and worms.

CSC76MHA This rod is great for flipping jigs around the edges of tules and boat docks, or for walleye trolling with deep diving lures at depths of 20 feet or more.

CSC76HA This rod is ideal for flipping heavy jigs in dense cover for largemouth bass. It casts Carolina rigs, jigs and oversized spinnerbaits, and moves largemouth bass out of deep-water structure.

> HANDLE STYLES



Limited Lifetime Warranty (see page 3)

Clarus® Casting

	Model	Power	Action	Mono Line Rating (lb)	PowerPro® Line Rating (lb)	Lure Rating (oz)	Pieces	Handle Style	Foregrip Length	Reargrip Length	Number of Guides	Grams	MSRP
5'6"	CSC56MA	Medium	Medium Fast	8-17	20-40	1/4-5/8	1	A	2.0"	5.5"	Tip+7	120	\$69.99
6'0"	CSC60MLA	Medium Light	Medium Fast	6-15	10-30	1/8-5/8	1	B	2.0"	7.5"	Tip+8	130	\$69.99
	CSC60MA	Medium	Fast	8-17	10-30	1/4-5/8	1	B	2.0"	7.5"	Tip+8	135	\$69.99
	CSCX60MA	Medium	Extra Fast	8-17	20-40	1/4-5/8	1	B	2.0"	7.5"	Tip+8	125	\$69.99
	CSC60MHA	Medium Heavy	Fast	10-20	20-40	1/4-3/4	1	B	2.0"	7.5"	Tip+8	138	\$69.99
	CSC60HA	Heavy	Fast	10-25	20-40	3/8-1	1	B	2.0"	7.5"	Tip+8	140	\$69.99
6'6"	CSC66MLA	Medium Light	Fast	6-15	10-30	1/8-5/8	1	B	2.0"	7.5"	Tip+9	125	\$69.99
	CSC66MA	Medium	Medium Fast	8-17	20-40	1/4-3/4	1	C	3.0"	9.0"	Tip+9	140	\$69.99
	CSCX66MA	Medium	Extra Fast	8-17	20-40	1/4-5/8	1	C	3.0"	9.0"	Tip+9	140	\$69.99
	CSC66M2A	Medium	Fast	8-17	20-40	1/4-5/8	2	C	3.0"	9.0"	Tip+9	150	\$69.99
	CSC66MHA	Medium Heavy	Fast	10-20	20-40	1/4-3/4	1	C	3.0"	9.0"	Tip+9	144	\$69.99
	CSCX66MHA	Medium Heavy	Extra Fast	10-20	20-40	1/4-1	1	C	3.0"	9.0"	Tip+9	160	\$69.99
	CSC66HA	Heavy	Extra Fast	12-25	20-50	1/2-1 1/2	1	C	3.0"	9.0"	Tip+9	165	\$69.99
	CSC610MHA	Medium Heavy	Fast	10-20	20-40	1/4-3/4	1	C	3.0"	9.0"	Tip+9	160	\$69.99
7'0"	CSC70MA	Medium	Medium Fast	8-17	20-40	1/4-5/8	1	C	3.0"	9.0"	Tip+9	135	\$79.99
	CSCF70MA	Medium	Fast	10-17	20-40	1/4-3/4	1	C	3.0"	9.0"	Tip+9	135	\$79.99
	CSC70MHA	Medium Heavy	Fast	12-20	20-40	1/4-1	1	C	3.0"	9.0"	Tip+9	150	\$79.99
	CSCX70MHA	Medium Heavy	Extra Fast	12-20	20-40	1/4-1 1/4	1	C	3.0"	9.0"	Tip+9	165	\$79.99
	CSCF70MHA	Medium Heavy	Fast	12-25	20-50	3/8-1 1/4	1	D	5.0"	12.0"	Tip+9	200	\$79.99
	CSC70HA	Heavy	Fast	12-25	20-50	3/8-1 1/2	1	C	3.0"	9.0"	Tip+9	180	\$79.99
7'6"	CSC76MHA	Medium Heavy	Extra Fast	10-20	20-40	1/4-1	1-T	E	3.0"	10.0"	Tip+9	190	\$79.99
	CSC76HA	Heavy	Fast	12-20	20-40	3/8-1	1-T	E	3.0"	10.0"	Tip+9	212	\$79.99
7'10"	CSC710LA	Light	Fast	8-15	10-30	1/4-5/8	1-T	F	5.0"	12.0"	Tip+9	170	\$79.99
	CSC710MA	Medium	Fast	10-17	20-40	1/4-1	1-T	F	5.0"	12.0"	Tip+9	195	\$79.99



Recommended Uses

Clarus® Spinning Rods

CSS56LA A rod for vertical jig presentation in streams, rivers and lakes, it also handles lighter jigs and jig/worm combinations in shallow water. It's good for twitching minnow baits and chugger-poppers with positive line and lure control.

CSS60LA An excellent, versatile rod for lightweight jigs, surface lures, minnow baits, grubs and small in-line spinners. Walleye anglers can use it for small leadheads tipped with a crawler or leech, as well as shallow to medium-depth crankbaits. It's great for smallmouth, trout, shad, crappie or bluegill.

CSS60MA This very versatile rod can be used for a wide variety of techniques. Its many applications range from worm and tube rigs to small jerkbaits to topwater lures for small to medium-sized fish.

CSS60MHA This rod is great in deep water situations when jigging with spoons, grubs and plastic worms.

CSS62MA This rod is ideal for skipping docks with twin-tail grubs for bass. It's also fun for vertical jigging as well as leech/ jig combos, medium depth crankbaits and small spinnerbaits.

CSS66LA This is the perfect rod for fishing for bass, crappie or walleye with light to medium-weight leadhead jigs, grubs and

small to medium-sized lures. It's also a great deep-water crappie rod in brush filled lakes and it's fun for stream bass, shad and big trout.

CSS66MHA This rod loads easily for increased casting distance and accuracy. It's lightweight and has plenty of power to move fish in and around cover. It's also excellent for vertical presentations and jigging with spoons, and jig/worm rigs, spider jigs and large grubs.

CSS70MLA This is a great rod for trout, smallmouth bass and walleye. Use it with small jigs, surface lures, live bait, small crankbaits and worms. Trout anglers can use it to troll with blades and bait for small lake trout and rainbows.

CSS70MA One of the best ways to catch bass is by split-shotting. This rod has a very sensitive tip and can detect bites—even in deep water. It also has plenty of power to set the hook and pull a fish out of cover.

CSS70MHA This rod casts spoons to pike and plugs to peacocks, and it will pull in large freshwater fish anywhere. Bass anglers can use it to pitch jigs and worms around brush and tules. It's also a spin version of a Carolina-rig rod with enough power to fish heavy cover with big jigs and oversized baits.

> HANDLE STYLES



Limited Lifetime Warranty (see page 3)

Clarus® Spinning

	Model	Power	Action	Mono Line Rating (lb)	PowerPro® Line Rating (lb)	Lure Rating (oz)	Pieces	Handle Style	Foregrip Length	Reargrip Length	Number of Guides	Grams	MSRP
5'0"	CSS50ULA	Ultra Light	Medium Fast	1-4	5-10	1/32-3/16	1	A	2.0"	5.0"	Tip+5	88	\$69.99
5'6"	CSS56ULA	Ultra Light	Medium Fast	2-6	5-10	1/32-3/16	1	A	2.0"	5.0"	Tip+6	92	\$69.99
	CSS56UL2A	Ultra Light	Medium Fast	2-6	5-10	1/32-3/16	2	A	2.0"	5.0"	Tip+6	90	\$69.99
	CSS56LA	Light	Fast	2-8	5-10	1/16-1/4	1	A	2.0"	5.0"	Tip+6	92	\$69.99
6'0"	CSS60ULA	Ultra Light	Medium Fast	2-6	5-10	1/32-3/16	1	B	2.5"	6.5"	Tip+6	100	\$69.99
	CSS60LA	Light	Fast	2-10	5-20	1/16-5/16	1	B	2.5"	6.5"	Tip+6	110	\$69.99
	CSS60MA	Medium	Fast	6-12	5-20	1/8-1/2	1	B	2.5"	6.5"	Tip+6	110	\$69.99
	CSS60M2A	Medium	Fast	6-12	5-20	1/8-1/2	2	B	2.5"	6.5"	Tip+6	110	\$69.99
	CSS60MHA	Medium Heavy	Fast	8-14	10-30	1/4-3/4	1	B	2.5"	6.5"	Tip+6	115	\$69.99
	CSSX60MHA	Medium Heavy	Extra Fast	8-14	10-30	1/4-3/4	1	B	2.5"	6.5"	Tip+6	112	\$69.99
6'2"	CSS62MLA	Medium Light	Fast	4-10	5-20	1/16-5/16	1	B	2.5"	6.5"	Tip+6	105	\$69.99
	CSS62MA	Medium	Fast	6-12	5-20	1/8-1/2	1	B	2.5"	6.5"	Tip+6	110	\$69.99
6'6"	CSS66UL2A	Ultra Light	Fast	2-6	5-10	1/32-3/16	2	C	2.5"	7.5"	Tip+7	110	\$69.99
	CSS66LA	Light	Fast	4-10	5-20	1/16-5/16	1	C	2.5"	7.5"	Tip+7	105	\$69.99
	CSS66MA	Medium	Medium Fast	6-12	5-20	1/8-1/2	1	C	2.5"	7.5"	Tip+7	112	\$69.99
	CSSX66MA	Medium	Extra Fast	6-12	5-20	1/8-1/2	1	C	2.5"	7.5"	Tip+7	130	\$69.99
	CSS66M2A	Medium	Fast	6-12	5-20	1/8-1/2	2	C	2.5"	7.5"	Tip+7	125	\$69.99
	CSS66MHA	Medium Heavy	Fast	8-17	10-30	1/4-3/4	1	C	2.5"	7.5"	Tip+7	140	\$69.99
6'8"	CSSX68MA	Medium	Extra Fast	6-12	5-20	3/16-5/8	1	D	2.25"	7.75"	Tip+7	130	\$79.99
7'0"	CSS70UL2A	Ultra Light	Fast	2-8	5-20	1/32-1/4	2	E	3.0"	7.5"	Tip+8	140	\$79.99
	CSS70LA	Light	Extra Fast	4-12	5-20	1/8-3/8	1	E	3.0"	7.5"	Tip+8	115	\$79.99
	CSS70MLA	Medium Light	Fast	4-12	5-20	1/8-1/2	1	E	3.0"	7.5"	Tip+8	130	\$79.99
	CSS70ML2A	Medium Light	Fast	4-12	5-20	1/8-1/2	2	E	3.0"	7.5"	Tip+8	130	\$79.99
	CSS70MA	Medium	Fast	6-15	5-20	1/4-5/8	1	E	3.0"	7.5"	Tip+8	125	\$79.99
	CSS70M2A	Medium	Fast	6-15	5-20	1/4-5/8	2	E	3.0"	7.5"	Tip+8	140	\$79.99
	CSS70MHA	Medium Heavy	Fast	8-17	10-30	1/4-3/4	1	F	3.0"	8.0"	Tip+8	150	\$79.99
	CSS70HA	Heavy	Extra Fast	10-20	10-40	1/2-1 1/4	1	G	3.5"	8.0"	Tip+8	145	\$79.99
7'6"	CSS76L2A	Light	Extra Fast	6-12	5-30	1/4-1/2	2	H	3.5"	10.0"	Tip+8	140	\$79.99
	CSS76MA	Medium	Fast	8-15	10-30	1/4-3/4	1	H	3.5"	10.0"	Tip+8	130	\$79.99



Convergence® Spinning

	Model	Power	Action	Mono Line Rating (lb)	PowerPro® Line Rating (lb)	Lure Rating (oz)	Pieces	Handle Style	Foregrip Length	Reargrip Length	Number of Guides	Grams	MSRP
5'0"	CVSF50ULA	Ultra Light	Medium Fast	1-4	5-10	1/32-3/16	1	A	2.0"	5.0"	Tip+4	75	\$49.99
5'6"	CVSF56ULA	Ultra Light	Medium Fast	2-6	5-10	1/32-3/16	1	A	2.0"	5.0"	Tip+5	76	\$49.99
	CVSF56UL2A	Ultra Light	Medium Fast	2-6	5-10	1/32-3/16	2	A	2.0"	5.0"	Tip+5	80	\$49.99
6'0"	CVS60ULA	Ultra Light	Medium Fast	2-6	5-10	1/32-3/16	1	B	2.5"	6.5"	Tip+5	90	\$49.99
	CVS60MA	Medium	Fast	6-12	5-20	1/8-1/2	1	B	2.5"	6.5"	Tip+5	119	\$49.99
	CVS60M2A	Medium	Fast	6-12	5-20	1/8-1/2	2	B	2.5"	6.5"	Tip+5	110	\$49.99
	CVS60MHA	Medium Heavy	Fast	8-14	10-20	1/4-5/8	1	B	2.5"	6.5"	Tip+5	130	\$49.99
6'6"	CVS66MLA	Medium Light	Fast	4-10	5-20	1/8-5/16	1	C	2.5"	7.5"	Tip+6	125	\$49.99
	CVS66MA	Medium	Fast	6-12	10-20	1/8-1/2	1	C	2.5"	7.5"	Tip+6	115	\$49.99
	CVS66M2A	Medium	Fast	6-12	10-20	1/8-1/2	2	C	2.5"	7.5"	Tip+6	140	\$49.99
	CVS66MHA	Medium Heavy	Fast	8-17	10-30	1/4-3/4	1	C	2.5"	7.5"	Tip+6	135	\$49.99
7'0"	CVSX70MLA	Medium Light	Extra Fast	4-12	10-20	1/8-1/2	1	D	3.0"	7.5"	Tip+6	120	\$59.99
	CVS70MA	Medium	Fast	6-14	10-20	1/4-5/8	1	D	3.0"	7.5"	Tip+6	145	\$59.99
	CVS70M2A	Medium	Fast	6-14	10-20	1/4-5/8	2	D	3.0"	7.5"	Tip+6	170	\$59.99
	CVS70MHA	Medium Heavy	Fast	8-17	10-30	1/4-3/4	1	E	3.5"	8.0"	Tip+6	165	\$59.99

Recommended Uses

CVSF50ULA This is a great, little rod for brook trout in small streams with small spinners or tiny jigs.

CVSF56UL2A This rod will throw small spinners and leadhead jigs in streams, rivers and lakes with accuracy and presentation. It's also great for vertical jigging over brush for crappie in deep water.

CVS60ULA This rod is perfect for fishing with light line for trout and panfish, but it also has the strength to handle large surprises.

CVS60M2A This all purpose bass, trout or walleye rod breaks down into two pieces for easy transportation.

CVS60MHA This is a perfect tube, grub and light jig rod for short- to medium-length casts. It's great in deep-water situations, and for jigging with spoons, grubs, plastic worms and spinnerbaits in medium to heavy cover.

CVS66MA This is a great rod for minnow baits, split-shot worms and grubs, but it can also double as a light spinnerbait or crankbait rod.

CVSX70MLA This rod's powerful butt section will cast small jigs and jig/leech combinations. The rod also provides excellent line control when back-trolling or drifting.

CVS70MA This is an excellent rod for working plastic worms, casting in light cover or fishing for bass in strong currents or deep water.

CVS70M2A This rod has the same attributes as the CVS70M but breaks down into two pieces for easy transportation.

CVS70MHA This is a spinning version of a Carolina-rig rod. It's very versatile when pursuing large bass or saltwater striped bass.

> HANDLE STYLES



Limited Lifetime Warranty (see page 3)



Convergence® Casting

	Model	Power	Action	Mono Line Rating (lb)	PowerPro® Line Rating (lb)	Lure Rating (oz)	Pieces	Handle Style	Foregrip Length	Reargrip Length	Number of Guides	Grams	MSRP
6'0"	CVC60MA	Medium	Fast	8-17	10-30	1/4-5/8	1	A	2.0"	7.5"	Tip+6	115	\$49.99
	CVC60MHA	Medium Heavy	Fast	10-20	10-40	1/4-3/4	1	A	2.0"	7.5"	Tip+6	145	\$49.99
6'6"	CVC66MLA	Medium Light	Fast	6-14	10-20	1/8-5/8	1	A	2.0"	7.5"	Tip+7	130	\$49.99
	CVC66MA	Medium	Fast	8-17	10-30	1/4-5/8	1	B	2.5"	9.0"	Tip+7	147	\$49.99
	CVC66M2A	Medium	Fast	8-17	10-30	1/4-5/8	2	B	2.5"	9.0"	Tip+7	140	\$49.99
	CVC66MHA	Medium Heavy	Fast	10-20	10-40	1/4-3/4	1	B	2.5"	9.0"	Tip+7	135	\$49.99
6'10"	CVC610MHA	Medium Heavy	Fast	10-20	10-40	1/4-3/4	1	B	2.5"	9.0"	Tip+7	175	\$59.99
7'0"	CVC70MLA	Medium Light	Fast	8-14	10-20	1/8-1/2	1	B	2.5"	9.0"	Tip+7	135	\$59.99
	CVCF70MA	Medium	Medium Fast	8-17	10-30	1/4-5/8	1	B	2.5"	9.0"	Tip+7	150	\$59.99
	CVC70MHA	Medium Heavy	Fast	10-20	10-40	1/4-1	1	C	3.0"	9.0"	Tip+7	145	\$59.99
	CVC70HA	Heavy	Fast	12-25	20-40	3/8-1 1/2	1	C	3.0"	9.0"	Tip+7	190	\$59.99
7'7"	CVC-77HTA	Heavy	Fast	12-30	20-40	3/8-2	1+telescopic	D	3.25"	11.0"	Tip+8	226	\$89.99

Recommended Uses

CVC60MA This is the perfect rod for spinnerbaits, topwater baits, small crankbaits and plastics.

CVC60MHA Ideal for topwater plugs and medium-sized crankbaits, or for throwing jigs and spinnerbaits around tules, docks, rocks and other obstacles. It increases casting range without being cumbersome.

CVC66MLA This rod is great for casting shallow-running crankbaits and spinnerbaits to walleye, largemouth bass and smallmouth bass.

CVC66MA This is an all-purpose walleye and bass rod for spinnerbaits, crankbaits, light topwater baits and worms.

CVC66M2A Ideal for the traveling angler, this easy-to-transport, compact, sensitive rod fits in any trunk or back seat. It's versatile, too, for casting crankbaits, buzzbaits and spinnerbaits, making it a good all-around rod for bass and walleye.

CVC66MHA This versatile rod is for pitching or

casting worms and jigs in or around heavy cover. It's great for slow-rolling big spinnerbaits and crankbaits in deep water.

CVC610MHA This rod fishes bottom-bounce rigs with maximum sensitivity. It excels at pitching worms and jigs in moderate to heavy cover. It rolls big spinnerbaits and works Carolina or Texas-rigged worms with ease.

CVC70MLA This rod is great in clear-water situations when you need light line, small lures and long casts.

CVCF70MA This rod will cast large surface lures, medium-sized crankbaits and jerkbaits, yet it's stout enough to handle spinnerbaits and large buzzbaits. It's a fun walleye crankbait rod for both casting and trolling.

CVC70MHA If you like fishing shoreline structure, then you need a rod that can horse them out of the thick stuff. This rod is sensitive enough to

detect the slightest of bites, yet really moves a fish on the hook set.

CVC70HA This is a versatile deep-water jigging rod that's great for Carolina-rigged worms, and pitching jigs and light-duty flipping. It pulls big bass out of thick weeds. It's also excellent for casting large spoons to northern pike and lake trout.

> HANDLE STYLES



Limited Lifetime Warranty (see page 3)



> HANDLE STYLES



Limited one year warranty (see page 3)

Scimitar® Spinning

	Model	Power	Action	Mono Line Rating (lb)	PowerPro® Line Rating (lb)	Lure Rating (oz)	Pieces	Handle Style	Foregrip Length	Reargrip Length	Number of Guides	MSRP
5'6"	SMS56ULA	Ultra Light	Medium Fast	2-6	5-10	1/32-3/16	1	A	2.0"	5.0"	Tip+5	\$39.99
6'0"	SMS60L2A	Light	Medium Fast	2-10	5-15	1/16-5/16	2	B	2.0"	7.0"	Tip+5	\$39.99
	SMS60MA	Medium	Fast	6-12	5-20	1/8-1/2	1	C	2.5"	6.5"	Tip+5	\$39.99
	SMS60M2A	Medium	Fast	6-12	5-20	1/8-1/2	2	C	2.5"	6.5"	Tip+5	\$39.99
6'6"	SMS66MLA	Medium Light	Medium Fast	4-10	5-15	1/8-5/16	1	D	2.5"	7.5"	Tip+5	\$39.99
	SMS66MLA	Medium Light	Medium Fast	4-10	5-15	1/8-5/16	2	D	2.5"	7.5"	Tip+5	\$39.99
	SMS66MA	Medium	Fast	6-14	10-20	1/8-5/8	1	D	2.5"	7.5"	Tip+5	\$39.99
	SMS66M2A	Medium	Fast	6-14	10-20	1/8-5/8	2	D	2.5"	7.5"	Tip+5	\$39.99
	SMS66MHA	Medium Heavy	Fast	8-17	10-30	1/4-3/4	1	E	3.0"	8.0"	Tip+5	\$39.99
7'0"	SMS70MLZA	Medium Light	Medium Fast	4-12	5-20	1/8-1/2	2	D	2.5"	7.5"	Tip+6	\$39.99
	SMS70MA	Medium	Fast	6-14	10-20	1/4-3/4	1	E	3.0"	8.0"	Tip+6	\$39.99
	SMS70M2A	Medium	Fast	6-14	10-20	1/4-3/4	2	E	3.0"	8.0"	Tip+6	\$39.99
	SMS70MHA	Medium Heavy	Fast	10-20	15-30	1/4-1	1	E	3.0"	8.0"	Tip+6	\$39.99

Scimitar® Casting

	Model	Power	Action	Mono Line Rating (lb)	PowerPro® Line Rating (lb)	Lure Rating (oz)	Pieces	Handle Style	Foregrip Length	Reargrip Length	Number of Guides	MSRP
6'0"	SMC60MA	Medium	Fast	6-15	10-20	1/4-3/4	1	F	2.0"	7.5"	Tip+6	\$39.99
6'6"	SMC66MA	Medium	Fast	6-15	10-20	1/4-3/4	1	G	3.0"	9.0"	Tip+6	\$39.99
	SMC66M2A	Medium	Fast	6-15	10-20	1/4-3/4	2	G	3.0"	9.0"	Tip+6	\$39.99
	SMC66MHA	Medium Heavy	Fast	10-20	15-30	3/8-1	1	G	3.0"	9.0"	Tip+6	\$39.99
7'0"	SMC70MA	Medium	Fast	8-17	15-30	1/4-5/8	1	G	3.0"	9.0"	Tip+6	\$39.99
	SMC70MHA	Medium Heavy	Fast	10-20	15-30	1/4-1	1	G	3.0"	9.0"	Tip+6	\$39.99



> HANDLE STYLES



One Year Limited Warranty (see page 3)

Sojourn® Spinning

	Model	Power	Action	Mono Line Rating (lb)	PowerPro® Line Rating (lb)	Lure Rating (oz)	Pieces	Handle Style	Foregrip Length	Reargrip Length	Number of Guides	MSRP
4'6"	SJS46UL	Ultra Light	Fast	1-4	5-10	1/32-3/16	1	A	2.0"	5.0"	Tip+4	\$24.99
5'0"	SJS50UL2	Ultra Light	Fast	1-4	5-10	1/32-3/16	2	A	2.0"	5.0"	Tip+4	\$24.99
5'6"	SJS56UL2	Ultra Light	Fast	2-6	5-10	1/32-3/16	2	A	2.0"	5.0"	Tip+4	\$24.99
6'0"	SJS60ML2	Medium Light	Fast	4-10	5-15	1/16-3/8	2	B	2.5"	6.5"	Tip+5	\$24.99
	SJS60M	Medium	Fast	6-12	10-20	1/8-1/2	1	B	2.5"	6.5"	Tip+5	\$24.99
	SJS60M2	Medium	Fast	6-12	10-20	1/8-1/2	2	B	2.5"	6.5"	Tip+5	\$24.99
6'6"	SJS66M	Medium	Fast	6-14	10-20	1/8-5/8	1	C	2.5"	7.5"	Tip+5	\$24.99
	SJS66M2	Medium	Fast	6-14	10-20	1/8-5/8	2	C	2.5"	7.5"	Tip+5	\$24.99
	SJS66MH	Medium Heavy	Fast	8-17	15-30	1/4-3/4	1	D	3.0"	8.0"	Tip+5	\$24.99
7'0"	SJS70M	Medium	Fast	6-14	10-20	1/4-3/4	1	D	3.0"	8.0"	Tip+5	\$24.99
	SJS70M2	Medium	Fast	6-14	10-20	1/4-3/4	2	D	3.0"	8.0"	Tip+5	\$24.99
	SJS70MH	Medium Heavy	Fast	10-20	15-30	1/4-1	1	D	3.0"	8.0"	Tip+5	\$29.99
	SJS70H	Heavy	Fast	12-25	15-40	1/2-3	1	E	4.5"	11.5"	Tip+5	\$29.99

Sojourn® Casting

	Model	Power	Action	Mono Line Rating (lb)	PowerPro® Line Rating (lb)	Lure Rating (oz)	Pieces	Handle Style	Foregrip Length	Reargrip Length	Number of Guides	MSRP
6'0"	SJC60M	Medium	Fast	6-15	10-20	1/4-3/4	1	F	2.0"	7.5"	Tip+6	\$24.99
6'6"	SJC66M	Medium	Fast	6-15	10-20	1/4-3/4	1	G	3.0"	9.0"	Tip+6	\$24.99
	SJC66M2	Medium	Fast	6-15	10-20	1/4-3/4	2	G	3.0"	9.0"	Tip+6	\$24.99
	SJC66MH	Medium Heavy	Fast	10-20	15-30	1/4-1	1	G	3.0"	9.0"	Tip+6	\$24.99
7'0"	SJC70M	Medium	Fast	8-17	15-30	1/4-5/8	1	G	3.0"	9.0"	Tip+6	\$24.99
7'7"	SJC77HT	Heavy	Fast	12-30	15-40	3/8-2	1+T	H	3.25"	11"	Tip+6	\$39.99



> HANDLE STYLES



One Year Limited Warranty (see page 3)

Stimula® Spinning

	Model	Power	Action	Mono Line Rating (lb)	PowerPro® Line Rating (lb)	Lure Rating (oz)	Pieces	Handle Style	Foregrip Length	Reargrip Length	Number of Guides	MSRP
5'6"	STS56UL2	Ultra Light	Fast	2-6	5-10	1/32-3/1	2	A	2.0"	5.0"	Tip+4	\$19.99
6'0"	STS60ML2	Medium Light	Fast	4-10	5-15	1/16-3/8	2	B	2.5"	6.5"	Tip+5	\$19.99
	STS60M	Medium	Fast	6-12	10-20	1/8-1/2	1	B	2.5"	6.5"	Tip+5	\$19.99
	STS60M2	Medium	Fast	6-12	10-20	1/8-1/2	2	B	2.5"	6.5"	Tip+5	\$19.99
6'6"	STS66ML2	Medium Light	Fast	4-10	5-15	1/8-5/16	2	C	2.5"	7.5"	Tip+5	\$19.99
	STS66M	Medium	Fast	6-14	10-20	1/8-5/8	1	D	3.0"	8.0"	Tip+5	\$19.99
	STS66M2	Medium	Fast	6-14	10-20	1/8-5/8	2	D	3.0"	8.0"	Tip+5	\$19.99
	STS66MH2	Medium Heavy	Fast	8-17	10-30	1/4-3/4	2	D	3.0"	8.0"	Tip+5	\$19.99
7'0"	STS70M2	Medium	Fast	6-14	10-20	1/4-3/4	2	D	3.0"	8.0"	Tip+5	\$24.99
	STS70MH	Medium Heavy	Fast	10-20	15-30	1/4-1	1	D	3.0"	8.0"	Tip+5	\$24.99
	STS70H	Heavy	Fast	12-25	15-40	1/2-3	1	E	4.5"	12.0"	Tip+5	\$24.99



> HANDLE STYLES



One Year Limited Warranty (see page 3)

Solara® Spinning

	Model	Power	Action	Mono Line Rating (lb)	PowerPro® Line Rating (lb)	Lure Rating (oz)	Pieces	Handle Style	Foregrip Length	Reargrip Length	Number of Guides	MSRP
5'6"	SLS56UL2	Ultra Light	Fast	2-6	5-10	1/32-3/16	2	A	2.0"	5.0"	Tip+4	\$14.99
	SLS56M2	Medium	Fast	6-14	10-20	1/8-1/2	2	B	2.5"	6.0"	Tip+4	\$14.99
6'0"	SLS60M2	Medium	Fast	6-14	10-20	1/8-1/2	2	C	2.5"	6.5"	Tip+4	\$14.99
6'6"	SLS66M2	Medium	Fast	6-14	10-20	1/4-5/8	2	D	2.5"	7.5"	Tip+5	\$14.99
	SLS66MH2	Medium Heavy	Fast	8-17	10-30	1/4-3/4	2	E	3.0"	8.0"	Tip+5	\$14.99
7'0"	SLS70M2	Medium	Fast	6-14	10-20	1/4-5/8	2	E	3.0"	8.0"	Tip+5	\$14.99

Solara® Casting

	Model	Power	Action	Mono Line Rating (lb)	PowerPro® Line Rating (lb)	Lure Rating (oz)	Pieces	Handle Style	Foregrip Length	Reargrip Length	Number of Guides	MSRP
6'0"	SLC60M2	Medium	Fast	6-15	10-20	1/4-3/4	2	F	2.0"	7.5"	Tip+6	\$14.99
6'6"	SLC66MH2	Medium Heavy	Fast	10-20	15-30	1/4-1	2	G	3.0"	9.0"	Tip+6	\$14.99



> HANDLE STYLES




One Year Limited Warranty (see page 3)

FX® Spinning

	Model	Power	Action	Mono Line Rating (lb)	PowerPro® Line Rating (lb)	Lure Rating (oz)	Pieces	Handle Style	Foregrip Length	Reargrip Length	Number of Guides	MSRP
5'0"	FXS50ULB2	Ultra Light	Fast	1-4	5-10	1/32-3/16	2	A	2.0"	5.0"	Tip+4	\$12.99
5'6"	FXS56ULB2	Ultra Light	Fast	2-6	5-10	1/32-3/16	2	A	2.0"	5.0"	Tip+4	\$12.99
	FXS56MB2	Medium	Fast	6-14	10-20	1/8-1/2	2	B	2.5"	6.5"	Tip+4	\$12.99
6'0"	FXS60MB2	Medium	Fast	6-14	10-20	1/8-1/2	2	B	2.5"	6.5"	Tip+4	\$12.99
6'6"	FXS66MB2	Medium	Fast	6-14	10-20	1/4-5/8	2	C	2.5"	7.5"	Tip+5	\$12.99
	FXS66MHB2	Medium Heavy	Fast	8-17	10-30	1/4-3/4	2	D	3.0"	8.0"	Tip+5	\$12.99
7'0"	FXS70MB2	Medium	Fast	6-14	10-20	1/4-5/8	2	D	3.0"	8.0"	Tip+5	\$12.99
	FXS70MHB2	Medium Heavy	Fast	12-25	15-30	1/2-3	2	E	5.0"	12.5"	Tip+6	\$19.99
8'0"	FXS80MHB2	Medium Heavy	Fast	12-25	15-40	3/4-4	2	F	5.0"	13.0"	Tip+6	\$19.99
9'0"	FXS90MHB2	Medium Heavy	Fast	14-25	15-40	3/4-4	2	G	6.0"	14.0"	Tip+6	\$19.99

FX® Casting

6'0"	FXC60MB2	Medium	Fast	6-15	10-20	1/4-3/4	2	H	2.0"	7.5"	Tip+6	\$12.99
6'6"	FXC66MHB2	Medium Heavy	Fast	10-20	15-30	1/4-1	2	I	3.0"	9.0"	Tip+6	\$12.99
7'0"	FXC70MB2	Medium	Fast	8-17	10-20	1/4-5/8	2	I	3.0"	9.0"	Tip+6	\$12.99



VOLTAEUS® Freshwater Spinning and Casting



> HANDLE STYLES




Limited Lifetime Warranty (see page 3)

Voltaeus® Freshwater Spinning

Model	Length	Power	Action	Mono Line Rating (lb)	PowerPro® Line Rating (lb)	Lure Rating (oz)	Pieces	Handle Style	Foregrip Length	Reargrip Length	MSRP
VTS46UL	4'6"	Ultra Light	Medium Fast	1-4	5-10	1/32-3/16	1	B	2"	5"	\$39.99
VTS50UL	5'	Ultra Light	Medium Fast	1-4	5-10	1/32-3/16	1	B	2"	5"	\$39.99
VTS56UL2	5'6"	Ultra Light	Medium Fast	2-6	5-15	1/32-3/16	2	B	2"	5"	\$39.99
VTS60M	6'	Medium	Fast	6-12	10-20	1/8-1/2	1	B	2.5"	6.5"	\$39.99
VTS60M2	6'	Medium	Fast	6-12	10-20	1/8-1/2	2	B	2.5"	6.5"	\$39.99
VTS66M	6' 6"	Medium	Fast	6-12	10-20	1/8-1/2	1	B	2.5"	7.5"	\$39.99
VTS66M2	6' 6"	Medium	Fast	6-12	10-20	1/8-1/2	2	B	2.5"	7.5"	\$39.99
VTS66MH	6' 6"	Medium Heavy	Fast	6-15	10-30	1/4-3/4	1	B	2.5"	7.5"	\$39.99
VTS70ML2	7'	Medium Light	Fast	4-12	5-15	1/16-5/16	2	B	3"	7.5"	\$49.99
VTS70M	7'	Medium	Fast	6-15	10-20	1/4-5/8	1	B	3"	7.5"	\$49.99
VTS70M2	7'	Medium	Fast	6-15	10-20	1/4-5/8	2	B	3"	7.5"	\$49.99
VTS70MH	7'	Medium Heavy	Fast	8-17	10-30	1/4-3/4	1	B	3"	8"	\$49.99
VTS70H	7'	Heavy	Fast	10-20	15-40	1/2-1 1/4	1	B	3.5"	8"	\$49.99

Voltaeus® Freshwater Casting

VTC60M	6'	Medium	Fast	8-17	10-30	1/4-5/8	1	A	2"	7.5"	\$39.99
VTC60MH	6'	Medium Heavy	Fast	10-20	15-40	1/4-3/4	1	A	2"	7.5"	\$39.99
VTC66M	6' 6"	Medium	Fast	8-17	10-30	1/4-5/8	1	A	3"	9"	\$39.99
VTC66M2	6' 6"	Medium	Fast	8-17	10-30	1/4-5/8	2	A	3"	9"	\$39.99
VTC66MH	6' 6"	Medium Heavy	Fast	10-20	15-40	1/4-3/4	1	A	3"	9"	\$39.99
VTC70ML	7'	Medium Light	Fast	6-15	5-15	1/8-5/8	1	A	3"	9"	\$49.99
VTC70M	7'	Medium	Fast	8-17	10-30	1/4-5/8	1	A	3"	9"	\$49.99
VTC70MH	7'	Medium Heavy	Fast	12-20	15-40	1/4-1	1	A	3"	9"	\$49.99



VOLTAEUS® Saltwater Spinning and Casting



UNIFIBER CONSTRUCTION®

Voltaeus® Construction

Unifiber®: A new Shimano® exclusive proprietary construction that uses carbon and T-glass and fuses them together. This creates an incredibly Light, Sensitive and Durable Rod.

Components: We use today's components to match the current trends and styles. With Stainless Steel guides for corrosion protection that are perfectly suited for use with PowerPro® braided line as well as monofilament. The custom Graphite reel seats provide secure reel placement as well as decreased weight.

> HANDLE STYLES



Limited Lifetime Warranty (see page 3)

Voltaeus® Saltwater Spinning

Model	Length	Power	Action	Mono Line Rating (lb)	PowerPro® Line Rating (lb)	Lure Rating (oz)	Pieces	Handle Style	Foregrip Length	Reargrip Length	MSRP
VTSS66M	6'6"	Medium	Fast	12-30	15-40	N/A	1	A	5"	13"	\$59.99
VTSS66MH	6'6"	Medium Heavy	Fast	15-40	20-50	N/A	1	A	5"	13"	\$59.99
VTSS70M	7'	Medium	Fast	12-30	15-40	N/A	1	A	5"	13"	\$59.99
VTSS70MH	7'	Medium Heavy	Fast	15-40	20-50	N/A	1	A	5"	13"	\$59.99

Voltaeus® Saltwater Casting

Model	Length	Power	Action	Mono Line Rating (lb)	PowerPro® Line Rating (lb)	Lure Rating (oz)	Pieces	Handle Style	Foregrip Length	Reargrip Length	MSRP
VTCC66M	6'6"	Medium	Fast	12-30	15-40	N/A	1	B	9.5"	12"	\$59.99
VTCC66MH	6'6"	Medium Heavy	Fast	20-40	20-50	N/A	1	B	9.5"	12"	\$59.99
VTCC70M	7'	Medium	Fast	12-30	15-40	N/A	1	B	9.5"	12"	\$59.99
VTCC70MH	7'	Medium Heavy	Fast	20-40	20-50	N/A	1	B	9.5"	12"	\$59.99



Recommended Uses

Casting Rods

CPCM62XH This rod will deliver the heaviest of baits to the most distant of targets and finish the job of setting the hook. It's short enough to maintain its lightweight presence yet powerful enough to control large fish. It's a great rod for topwater baits and jerkbaits.

CPCM66H This is a multi-purpose rod for spinnerbaits, medium-sized jerkbaits, crankbaits and bucktails in tight cover situations. It has the power to turn big fish.

CPCM68XH An excellent jerkbait rod for heavy baits: bucktails, topwater baits, spinnerbaits and crankbaits. Its extra length makes it easy keep the rod tip in the proper position at the water's surface when working out of a high-sided boat.

CPCMF70MH This rod throws small bucktails, topwaters, twitchbaits and jerkbaits with ease. It's a finesse rod that's great for throwing jigs with creatures, giant tubes and small spinnerbaits.

CPCM70MH Great for soft plastics, bucktails, light crankbaits and spinnerbaits. It will cast far and execute deep figure eights.

CPCM70H Use this rod for crankbaits, trophy minnows,

jerkbaits and small- to medium-sized topwater lures. It throws in-line spinners, medium-sized spinnerbaits, jigs and plastics (especially around isolated structure).

CPCM70H2 This is the perfect muskie and northern-pike travel rod. It's perfect for anglers who fly into remote locations or who just don't have the storage space for long one-piece rods, but need the power to land big, toothy critters.

CPCM72H The perfect choice for heavy bucktails, soft plastics and jerkbaits.

CPCM72XH This rod casts maximum distances with ease yet still provides the backbone for solid hooksets. It has the extra length necessary to complete a full figure eight at boatside for following fish. It also gives added control for fishing with big crankbaits.

CPCM76H Great for medium- to large-sized bucktails and large soft plastics, and ideal for extending casting range and executing deep figure eights.

CPCM76XH This rod's long length gives you good casting distance for large-sized crankbaits, heavy jerkbaits and glidebaits.

> HANDLE STYLES



Limited Lifetime Warranty (see page 3)

CPCM80H This rod has extra length, providing increased casting distance for large bucktails and crankbaits. It can also be used for trolling.

CPCM80XH Ideal for throwing large, heavy creature baits, such as Magnum Bull Dawgs™ and Big Joe's®, and large crankbaits. It's great for taking up slack line during the hook set and for working lures off the bottom.

Spinning Rods

CPSM70MH Those who prefer spinning gear will love this rod. It handles most small to medium sized minnow jerkbaits, soft plastics and finesse style baits.

Compre® Muskie Casting

	Model	Power	Action	Mono Line Rating (lb)	PowerPro® Line Rating (lb)	Lure Rating (oz)	Pieces	Handle Style	Foregrip Length	Reargrip Length	Number of Guides	MSRP
6'2"	CPCM62XH	Extra Heavy	Medium Fast	20-50	30-80	1-5	1	A	5.0"	12.5"	Tip+6	\$109.99
6'6"	CPCM66H	Heavy	Fast	17-40	30-65	1-3	1	B	5.0"	13.0"	Tip+7	\$109.99
6'8"	CPCM68XH	Extra Heavy	Fast	20-50	30-30	3-6	1	B	5.0"	13.0"	Tip+8	\$109.99
7'0"	CPCMF70MH	Medium Heavy	Medium Fast	12-30	15-30	3/4-2	1	C	4.5"	13.0"	Tip+8	\$109.99
	CPCM70MH	Medium Heavy	Medium	15-30	15-40	1/2-3	1	B	5.0"	13.0"	Tip+8	\$109.99
	CPCM70H	Heavy	Medium Fast	17-40	20-50	1-3	1	B	5.0"	13.0"	Tip+8	\$109.99
	CPCM70H2	Heavy	Medium Fast	17-40	20-50	1-3	2	B	5.0"	13.0"	Tip+8	\$109.99
7'2"	CPCM72H	Heavy	Fast	15-40	20-50	3/4-3	1	D	5.0"	14.0"	Tip+8	\$119.99
	CPCM72XH	Extra Heavy	Fast	20-50	30-80	3-6	1	D	5.0"	14.0"	Tip+8	\$119.99
7'6"	CPCM76H	Heavy	Fast	17-40	20-50	3/4-2	1	D	5.0"	14.0"	Tip+8	\$119.99
	CPCM76XH	Extra Heavy	Fast	20-50	30-80	2-6	1	D	5.0"	14.0"	Tip+8	\$119.99
8'0"	CPCM80H	Heavy	Fast	17-40	20-50	1 1/2-3	1	D	5.0"	14.0"	Tip+9	\$119.99
	CPCM80XH	Extra Heavy	Fast	20-50	30-80	2-6	1	D	5.0"	14.0"	Tip+8	\$129.99

Compre® Muskie Spinning

	Model	Power	Action	Mono Line Rating (lb)	PowerPro® Line Rating (lb)	Lure Rating (oz)	Pieces	Handle Style	Foregrip Length	Reargrip Length	Number of Guides	MSRP
7'0"	CPSM70MH	Medium Heavy	Fast	12-20	15-30	3/4-2	1	E	4.5"	11.0"	Tip+8	\$109.99



Muskie Casting Rods

> HANDLE STYLES



One Year Limited Warranty (see page 3)



Recommended Uses

CVC60XHA Great for “walk-the-dog” topwater baits and jerkbaits. Its relatively short length keeps it from splashing the water. It will deliver the heaviest of baits to the most distant of targets and finish the job of setting the hook. It’s short enough to maintain its lightweight presence, yet powerful enough to control the next world record.

CVC66XHA This is a very versatile rod for small to medium lures, ideal for spinnerbaits, medium jerkbaits or crankbaits. Its length makes it easy keep the rod tip in the proper position at the water’s surface when working out of a high-sided boat.

CVCF70HA Casts small to medium bucktails, as well as small to medium crankbaits, twitchbaits and soft plastics, with ease. It has the perfect blend of power

and presentation, and allows for easy execution of the even lightest baits.

CVC70XHA This rod is for medium to large crankbaits and bucktails. Its length ensures easy long-distance casting with total control and solid, secure hooksets and helps execute a complete figure eight at boatside. It can also be used for trolling.

Convergence® Muskie Casting

Model	Power	Action	Mono Line Rating (lb)	PowerPro® Line Rating (lb)	Lure Rating (oz)	Pieces	Handle Style	Foregrip Length	Reargrip Length	Number of Guides	Grams	MSRP
6'0" CVC60XHA	Extra Heavy	Fast	20-50	30-80	1-5	1	A	5.0"	12.5	Tip+6	220	\$79.99
6'6" CVC66XHA	Extra Heavy	Fast	17-40	20-50	1-3	1	B	5.0"	13.0	Tip+7	220	\$79.99
7'0" CVCF70HA	Heavy	Fast	15-30	15-40	1/2-3	1	B	5.0"	13.0	Tip+9	220	\$79.99
CVC70XHA	Extra Heavy	Fast	17-40	20-50	1-3	1	B	5.0"	13.0	Tip+9	235	\$79.99



Muskie Casting Rods

> HANDLE STYLES



One Year Limited Warranty (see page 3)



Sojourn® Muskie Casting

Model	Power	Action	Mono Line Rating (lb)	PowerPro® Line Rating (lb)	Lure Rating (oz)	Pieces	Handle Style	Foregrip Length	Reargrip Length	Number of Guides	MSRP
7'0" SJCM70MH	Medium Heavy	Medium	15-30	20-50	1/2-2 oz	1	A	5.0"	13.0"	Tip+8	\$39.99
SJCM70H	Heavy	Medium Fast	17-40	20-50	1-3 oz	1	A	5.0"	13.0"	Tip+8	\$39.99



Recommended Uses

Spinning Rods

CSS86ML2A This is a spinning version of an all-around steelhead rod. It's great for summer or winter and for fishing small to medium-sized rivers, and it's stout enough to handle small salmon.

CSS86M2A With a little more backbone than the CSS86ML2, this rod is for winter steelhead in high-water conditions and it has enough power for silver salmon. It fishes equally well from a boat or the bank.

CSS90ML2A The perfect rod for summer-run steelhead or small salmon. It's a great all-around drift-and-spoon rod and ideal when using floats or spawn sacs for steelhead and brown trout.

Casting Rods

CSC79MHA This backbounced rod is for steelhead and salmon in moderate to heavy currents, large rivers or deep pools. It's ideal for casting in-line spinners to big chinook in Tillamook Bay.

CSCX79MHA This is a more powerful backbounced rod than the CSC79MH for swift currents and for fishing deep water for large kings.

CSC86ML2A This all-around steelhead rod is stout enough to handle small salmon in summer or winter. It's fun to fish small to medium-sized rivers with this rod.

CSC86M2A This rod will cast far out to the breaks where steelhead love to hang out. The extra length keeps slack line out of the water and the rod has the power to tackle large, winter-run steelhead in high-water conditions and swift currents. It's great for backrolling plugs or drift fishing. It's ideal for chinook, sockeye, coho and chum salmon.

CSC86MH2A This rod is the top choice for casting spoons to kings, brown trout and steelhead, as well as for backrolling plugs and drift fishing. It's an excellent big-river steelhead rod.

CSC90M2A This is a great rod for low to medium-level water conditions. Use it when drifting for steelhead in heavy water, float fishing or using long leaders for summer run steelhead in shallow, clear water.

CSC90H2A This big-water steelhead rod has enough backbone for salmon, too. Its many uses include drifting, fishing large plugs, fishing in light-water conditions and bobber-fishing for larger chinook near tidewater. It's ideal for Buoy 10, Tillamook and Alaska.

> HANDLE STYLES



Limited Lifetime Warranty (see page 3)

Clarus® Salmon & Steelhead Spinning

	Model	Power	Action	Mono Line Rating (lb)	PowerPro® Line Rating (lb)	Lure Rating (oz)	Pieces	Handle Style	Foregrip Length	Reargrip Length	Number of Guides	Grams	MSRP
8'6"	CSS86ML2A	Medium Light	Medium Fast	6-12	10-20	1/4-3/4	2	A	3.0"	10.0"	Tip+9	170	\$89.99
	CSS86M2A	Medium	Fast	8-17	10-30	1/4-1	2	B	3.0"	14.0"	Tip+9	185	\$89.99
9'0"	CSS90ML2A	Medium Light	Medium Fast	6-12	10-20	1/4-3/4	2	B	3.0"	14.0"	Tip+9	188	\$89.99

Clarus® Salmon & Steelhead Michigan Handle Spinning

9'0"	CSSM90ML2A	Medium Light	Medium	4-10	5-15	1/8-3/8	2	C	8.0"	5.0"	Tip+9	155	\$89.99
------	------------	--------------	--------	------	------	---------	---	---	------	------	-------	-----	---------

Clarus® Salmon & Steelhead Casting

7'9"	CSC79MHA	Medium Heavy	Fast	12-30	15-40	1/2-5	1	D	3.5"	14.0"	Tip+9	205	\$79.99
	CSCX79MHA	Medium Heavy	Extra Fast	15-40	20-50	3/8-6	1	D	3.5"	14.0"	Tip+9	250	\$79.99
8'6"	CSC86ML2A	Medium Light	Medium Fast	6-12	10-20	1/4-3/4	2	D	3.5"	14.0"	Tip+10	175	\$89.99
	CSC86M2A	Medium	Fast	8-17	10-30	1/4-1	2	D	3.5"	14.0"	Tip+10	180	\$89.99
	CSC86MH2A	Medium Heavy	Fast	12-20	15-30	1/2-1 1/2	2	D	3.5"	14.0"	Tip+10	210	\$89.99
9'0"	CSC90M2A	Medium	Fast	8-14	10-20	1/4-3/4	2	D	3.5"	14.0"	Tip+10	190	\$89.99
	CSC90H2A	Heavy	Medium Fast	10-30	15-40	1-6	2	D	3.5"	14.0"	Tip+10	255	\$89.99



Salmon/Steelhead Rods



> HANDLE STYLES



Limited Lifetime Warranty (see page 3)

Spinning Rods

Model	Power	Action	Mono Line Rating (lb)	PowerPro® Line Rating (lb)	Lure Rating (oz)	Pieces	Handle Style	Foregrip Length	Reargrip Length	Number of Guides	Grams	MSRP
10'0" CVSL100M2A	Medium	Slow	8-17	10-30	1/4-1	2	A	4.5"	13.0"	Tip+10	215	\$69.99
10'6" CVSL106L2A	Light	Slow	4-6	5-10	1/32-1/4	2	B	4.0"	11.5"	Tip+9	195	\$69.99
12'6" CVSL126L2A	Light	Slow	4-8	5-15	1/32-5/16	2	C	6.0"	10.5"	Tip+10	225	\$69.99

Michigan® Handle Spinning Rods

9'0" CVSM90ML2A	Medium Light	Medium	4-10	5-20	1/8-3/8	2	D	8.0"	5.0"	Tip+9	165	\$79.99
10'0" CVSM100L2A	Light	Medium Slow	2-8	5-15	1/16-1/4	2	D	8.0"	5.0"	Tip+10	180	\$79.99

Casting Rods

Model	Power	Action	Mono Line Rating (lb)	PowerPro® Line Rating (lb)	Lure Rating (oz)	Pieces	Handle Style	Foregrip Length	Reargrip Length	Number of Guides	Grams	MSRP
10'0" CVCL100M2A	Medium	Slow	8-17	10-30	1/2-1	2	E	4.5"	13.0"	Tip+10	195	\$69.99
10'6" CVCL106M2A	Medium	Slow	12-20	15-40	3/4-1 1/2	2	F	3.0"	13.0"	Tip+10	220	\$69.99
CVCL106MH2A	Medium Heavy	Slow	12-25	15-40	3/4-2	2	G	4.5"	14.0"	Tip+11	270	\$69.99

Mooching Rods

10'6" CVCM106M2A	Medium	Slow	12-20	15-40	1-4	2	H	12.0"	8.5"	Tip+9	245	\$69.99
CVCM106MH2A	Medium Heavy	Slow	15-25	15-40	4-8	2	H	12.0"	8.5"	Tip+9	245	\$69.99



Salmon/Steelhead



> HANDLE STYLES



One Year Limited Warranty (see page 3)

Spinning Rods

8'6" SMS86M2A	Medium	Fast	8-17	10-30	1/4-1	2	A	3.0"	14.0"	Tip+7		\$59.99
---------------	--------	------	------	-------	-------	---	---	------	-------	-------	--	---------

Casting Rods

Model	Power	Action	Mono Line Rating (lb)	PowerPro® Line Rating (lb)	Lure Rating (oz)	Pieces	Handle Style	Foregrip Length	Reargrip Length	Number of Guides	MSRP
8'6" SMC86M2A	Medium	Fast	8-17	10-30	1/4-1	2	B	3.5"	14.0"	Tip+8	\$59.99
SMC86MH2A	Medium Heavy	Fast	12-20	15-40	1/2-1 1/2	2	B	3.5"	14.0"	Tip+8	\$59.99
SMC86H2A	Heavy	Medium Fast	12-25	15-40	1/2-1 3/4	2	B	3.5"	14.0"	Tip+8	\$59.99
SMC86XH2A	Extra Heavy	Medium Fast	15-50	20-65	3/4-3	2	B	3.5"	14.0"	Tip+8	\$59.99



COMPRE®
Trolling Rods

> HANDLE STYLES



Limited Lifetime Warranty (see page 3)

Recommended Uses

- CPCTR66MHB** This is a walleye (Ski) planer-board rod.
- CPCTR70MHB** This is a walleye in-line planer-board rod.
- CPCTR73MHB** This rod fishes bottom bouncers and can be used for inside planer boards.
- CPCTR710MHB** This is a walleye in-line planer-board rod.
- CPCTR83MB** This is one of the most versatile walleye planer-board rods on the market. It's great for rolling and bottom bouncing.
- CPCTR86MH2B** This is a walleye in-line planer-board rod.

Compre® Trolling Casting



	Model	Power	Action	Mono Line Rating (lb)	PowerPro® Line Rating (lb)	Lure Rating (oz)	Pieces	Handle Style	Foregrip Length	Reargrip Length	Number of Guides	Grams	MSRP
6'6"	CPCTR66MHB	Medium Heavy	Medium Fast	6-17	10-30	1/8-3/4	1	A	3.0"	10.0"	Tip+9	175	\$109.99
7'0"	CPCTR70MHB	Medium Heavy	Medium Fast	8-20	10-40	1/4-1	1	A	3.0"	10.0"	Tip+9	180	\$109.99
7'3"	CPCTR73MHB	Medium Heavy	Medium Fast	10-25	15-50	-	1+T	A	3.0"	10.0"	Tip+9	224	\$119.99
7'10"	CPCTR710MHB	Medium Heavy	Medium Fast	8-20	10-30	1/4-1	1+T	B	3.5"	12.0"	Tip+9	226	\$119.99
8'3"	CPCTR83MB	Medium	Medium Fast	10-20	15-40	-	1+T	C	5.0"	12.0"	Tip+10	235	\$129.99
8'6"	CPCTR86MH2B	Medium Heavy	Medium Fast	8-20	10-40	3/8-1 1/2	2	C	5.0"	12.0"	Tip+10	262	\$129.99



> HANDLE STYLES




One Year Limited Warranty (see page 3)

TDR® Trolling

	Model	Power	Action	Mono Line Rating (lb)	PowerPro® Line Rating (lb)	Pieces	Handle Style	Foregrip Length	Reargrip Length	Number of Guides	MSRP
7'0"	TDR70MB	Medium	Medium Fast	10-17	10-30	1	A	5.0"	12.0"	Tip+8	\$29.99
	TDR70MHB	Medium Heavy	Medium Fast	12-25	15-40	1	B	5.0"	12.0"	Tip+8	\$29.99
8'0"	TDR80ML2B	Medium Light	Medium Fast	8-17	10-30	2	B	5.0"	12.0"	Tip+9	\$29.99
	TDR80M2B	Medium	Medium Fast	10-20	15-40	2	B	5.0"	12.0"	Tip+9	\$29.99
	TDR80MH2B	Medium Heavy	Medium Fast	12-30	15-40	2	B	5.0"	12.0"	Tip+9	\$29.99
	TDR80H2B	Heavy	Medium Fast	15-40	20-50	2	B	5.0"	12.0"	Tip+9	\$29.99
8'6"	TDR86M2B	Medium	Medium Fast	12-20	15-40	2	C	6.0"	12.0"	Tip+9	\$29.99
	TDR86MH2B	Medium Heavy	Medium Fast	15-30	15-40	2	C	6.0"	12.0"	Tip+9	\$29.99
9'0"	TDR90M2B	Medium	Medium Fast	12-25	15-40	2	C	6.0"	12.0"	Tip+10	\$29.99
	TDR90MH2B	Medium Heavy	Medium Fast	15-30	15-40	2	C	6.0"	12.0"	Tip+10	\$29.99
9'6"	TDR96MH2B	Medium Heavy	Medium Fast	15-30	15-40	2	C	6.0"	12.0"	Tip+10	\$29.99



> HANDLE STYLES



Limited Lifetime Warranty (see page 3)

Talora®

	Model	Power	Action	Mono Line Rating (lb)	PowerPro® Line Rating (lb)	Pieces	Handle Style	Foregrip Length	Reargrip Length	Number of Guides	MSRP
<i>Talora® Downrigger/Planer Board with Fuji® Aluminum Oxide Guides</i>											
7'0"	TLA70ML	Medium Light	Medium Fast	8-15	10-20	1	A	5.0"	12.0"	Tip+9	\$69.99
	TLA70M	Medium	Medium Fast	10-17	10-30	1	A	5.0"	12.0"	Tip+9	\$69.99
8'0"	TLA80ML2	Medium Light	Medium Fast	8-17	10-30	2	A	5.0"	12.0"	Tip+9	\$69.99
	TLA80M2	Medium	Medium Fast	10-20	15-40	2	A	5.0"	12.0"	Tip+10	\$69.99
	TLAF80MH2	Medium Heavy	Medium Fast	12-25	15-40	2	A	5.0"	12.0"	Tip+10	\$79.99
8'6"	TLA86M2	Medium	Medium Fast	12-20	15-40	2	B	6.0"	12.0"	Tip+10	\$79.99
	TLA86MH2	Medium Heavy	Medium Fast	15-30	15-40	2	B	6.0"	12.0"	Tip+10	\$79.99
<i>Talora® Dipsey Diver with Fuji® Aluminum Oxide Guides</i>											
7'0"	TLA70M	Medium	Medium	10-17	10-30	1	A	5.0"	12.0"	Tip+9	\$69.99
8'0"	TLA80MH2	Medium Heavy	Medium	15-30	15-40	2	A	5.0"	12.0"	Tip+9	\$79.99
9'0"	TLA90M2	Medium	Medium	12-25	15-40	2	B	6.0"	12.0"	Tip+10	\$79.99
	TLA90MH2	Medium Heavy	Medium	15-30	15-40	2	B	6.0"	12.0"	Tip+10	\$89.99
9'6"	TLA96MH2	Medium Heavy	Medium Fast	15-30	15-40	2	B	6.0"	12.0"	Tip+10	\$89.99
10'0"	TLA100MH2	Medium Heavy	Medium Fast	15-30	15-40	2	B	6.0"	12.0"	Tip+11	\$89.99
10'6"	TLA106M2	Medium	Medium Fast	12-25	15-40	2	C	8.0"	12.0"	Tip+11	\$89.99

Talora®

	Model	Power	Action	Mono Line Rating (lb)	PowerPro® Line Rating (lb)	Pieces	Handle Style	Foregrip Length	Reargrip Length	Number of Guides	MSRP
<i>Talora® Kokanee with Fuji® Aluminum Oxide Guides</i>											
7'0"	TLA70UL	Ultra Light	Medium Slow	2-8	5-15	1	G	3.0"	11.0"	Tip+9	\$79.99
	TLA70UL2	Ultra Light	Medium Slow	2-8	5-15	2	G	3.0"	11.0"	Tip+9	\$79.99

	Model	Power	Action	Line Rating (lb)	PowerPro® Line Rating (lb)	Pieces	Handle Style	Foregrip Length	Reargrip Length	Number of Guides	Butt Cap	MSRP
<i>Talora® Wireline with AFTCO® Lightweight Titanium Roller Guides</i>												
7'0"	TLA70MRG	Medium	Fast	10-20	15-30	1	B	8.0"	12.0"	Tip+8	Gimbal w/Cap	\$139.99
8'0"	TLA80MRG2	Medium	Fast	10-20	15-30	2	B	8.0"	12.0"	Tip+8	Gimbal w/Cap	\$139.99
9'0"	TLA90MRG2	Medium	Medium	10-20	15-30	2	C	7.0"	12.0"	Tip+9	Gimbal w/Cap	\$239.99
10'0"	TLA100MRG2	Medium Heavy	Medium Fast	15-30	20-40	2	C	7.0"	12.0"	Tip+10	Gimbal w/Cap	\$249.99

<i>Talora® Leadcore with Pacific Bay® Stainless Steel guides with a Carboloy® tip</i>												
7'0"	TLA70MC	Medium	Fast	12-27	15-40	1	B	8.0"	12.0"	Tip+8	Gimbal w/Cap	\$79.99
8'0"	TLA80MC2	Medium	Fast	12-27	15-40	2	B	8.0"	12.0"	Tip+8	Gimbal w/Cap	\$89.99
9'0"	TLA90MC2	Medium	Fast	12-27	15-40	2	B	8.0"	12.0"	Tip+8	Gimbal w/Cap	\$99.99

> A guide to Shimano features, technology and terminology



A-RB® (Anti-Rust Bearings)

A-RB® bearings are stainless steel ball bearings that have been through the A-RB® treatment process which makes them at least 10 times more corrosion resistant than standard stainless steel ball bearings.

- A-RB® (Anti-Rust Bearings) are made of Stainless Steel that has been through the A-RB® process.
- At least 10 times more corrosion resistant than standard Stainless Steel ball bearings.
- Easy Maintenance—no shield design allows for easy flushing of debris and easy lubrication.
- Increased Bearing Speed—no shield design and lighter viscosity lubrication reduce friction and allow the bearing to spin faster and longer.



1/4 Turn Easy Access Sideplate Low Profile An improvement over the already easy-to-use Turn-Key access, with the 1/4 Turn Easy Access Sideplate, the fisherman flips up the Turn-Key on the sideplate, then rotates it 1/4 turn to open the sideplate for quick VBS® adjustments.

1/8 Turn Easy Access Sideplate Low Profile Yet another improvement upon the Easy Access System. This sideplate only requires 1/8 rotation to unlock the sideplate for the fastest VBS® access.

2SPEED GEARING 2-Speed Gearing Conventional This shifting mechanism is designed so that gearing changes are quick and easy, even when fighting a fish. The low gear ratio used for high-power retrieves is selected by pushing the button on the base of the handle. Return to the high-speed ratio by sliding the release button along the handle shank. By using two sets of gears, the drive and pinion gears are always engaged. There is no gear meshing during the shift.

3-Position Power Grip Conventional and Round Baitcasting This unique handle grip was designed with two goals in mind: comfort and function. The ergonomic contours of this handle not only allow the angler to grip the handle like a typical barrel for maximum torque, but also enable the user to utilize a two or three finger grip similar to one on a paddle grip to easily work topwater plugs or rapidly gain line.



4X8 Digital Control® Low Profile See sidebar page 215.

A6063 Aluminum Spool Low Profile By using A6063, we are able to increase the corrosion resistance of the spool. This is especially important with the use of today's braided superlines which tend to stay on the reel longer and retain water.

A7075 Aluminum Spool Low Profile and Round Baitcasting These Lo-Mass® spools are made of lightweight A7075 aluminum. Combining this material with an aggressive porting pattern results in an extremely light weight spool. This allows for low startup inertia for casting lightweight baits and an overall increase in useable freespool.

Adjustable Clicker Conventional This clicker system allows the angler to adjust the amount of freespool tension while the clicker is on.

Adjustable Handle Shank Conventional and Round Baitcasting For deep water situations or for anglers needing more leverage, the handle shank can be extended to increase the amount of power that can be applied to the retrieve.

Aerowave® Offshore Spinning This oscillation system incorporates the strength of a standard system with some of the line winding performance advantages of a two-speed worm driven system. Aerowave® will wrap the line onto the spool so that it does not dig into itself and reduces the chance of the line stacking at one end of the spool. The result is an extremely strong system that provides longer casts and a smoother feeling when a fish is pulling drag than standard oscillation systems.

Aero Wrap® Offshore Spinning and Spinning This two-speed oscillation system layers the line onto the spool in a criss-cross pattern that reduces line-to-line friction for longer casts. Aero Wrap® reels utilize a worm gear design to move the spool upward quickly and downward slowly to wind the line in a precise pattern, reducing friction and giving smoother, longer casting ability.

Aero Wrap® II Spinning and Offshore Spinning Aero Wrap® II is a worm gear oscillation system with a specially designed pitch to create optimal oscillation speeds for the Propulsion® Spool Lip design. It provides uniform line lay and winding shape to prevent loss of energy during the cast while providing longer casts than other oscillation systems. So, casting distance increases with less effort required. *For more information, see page 171.*

 **A-RB®** A-RB® (Anti-Rust Bearings) See sidebar on page 213.

Assist Stopper Conventional, Low Profile, Round Baitcasting and Offshore Spinning

This is a back up system to the Super Stopper® that consists of the traditional pawl and ratchet. Should the Super Stopper® roller bearing slip due to cold weather or over-lubrication, the Assist

Stopper kicks in to provide a solid hookset the instant the roller bearing begins to slip. Most of the time the angler will not even know when this feature engages,

because by quickly stopping the backwards rotation of the roller bearing, the Assist Stopper greatly reduces the chance of permanent damage to the Super Stopper®, allowing it to continue to function as designed.

Asymmetrical Spool Window Low Profile This allows unparalleled line control during the cast while still providing a comfortable thumb rest while cranking.

Baitrunner® Offshore Spinning The Baitrunner® lever, providing a secondary drag system, allows an angler to feed out line in tension-controlled freespool with the bail closed. This enables the angler to let the fish take the bait and run, while maintaining line control by having the bail closed. To engage the primary drag and set the hook, simply turn the handle or flip the Baitrunner® lever to the “Baitrunner Off®” position and the fight is on.

Chrome Plated Sideplate Screws Conventional The sideplate screws are chrome plated to prevent corrosion between the screws and sideplate.

CI4 Construction Spinning CI4 stands for Carbon Interfusion with the 4 referring to the number of electrons in the Carbon atom. Ultimately, this means CI4 is reinforced Carbon Fiber. It is over one and a half times stronger than our normal XT-7 graphite and is over 20% lighter. Because it does not contain metal, it is impervious to rust. So, as a result of its strength and weight, we can create an extremely lightweight reel with very precise tolerances.

Clicker Conventional and Round Baitcasting When engaged, the clicker increases the tension in freespool and activates a clicking alarm to alert you when a fish bites.

Clicking Cast Control Adjustment Low Profile and Round Baitcasting The micro-click mechanism in the Cast Control serves two purposes. The first is that it prevents the cast control from backing off when set at light settings. The second purpose is to allow the angler a point of reference when adjusting the cast control setting.

Clicking Drag Adjustment Low Profile and Round Baitcasting The micro-click mechanism prevents the drag from backing off when set at light settings, and provides the angler a reference when adjusting the drag.



Cold Forged Aluminum Spool Saltwater and Spinning These spools provide increased strength and durability over diecast aluminum or graphite spools.

Cold Forged Handle Shank Low Profile and Round Baitcasting Cold forging allows more metal to be used in a much more dense construction. This means the handle can be made in a smaller profile with more strength and also allows for deeper anodization for protection from the elements.

Counter Balanced Handle Conventional These single grip handles feature an extended shank with a counter-balancing weight on the opposite end of the grip. This reduces the amount of wobble during high-speed retrieves.

Crossbar Forward Design Conventional Allows more access to the spool for better line control, and provides more comfort when palming the reel.

CTE Clicker Round Baitcasting This clicker is strategically located for easy use, yet at the same time, out of the way so that it cannot be accidentally turned on or off.

Dartainium Drag® Spinning, Offshore Spinning, Conventional, Low Profile and Round Baitcasting This drag material provides a wider range of drag settings, along with the smoothest Shimano drag performance ever.

Dartainium II Offshore Spinning Building upon success of Dartainium this cross carbon drag washer gives greater durability and higher max drags.



DC® Digital Control® See sidebar (left).

Direct Drive Mechanism Spinning and Offshore Spinning The drive gear is directly attached to the handle, which means power is transmitted more efficiently with less vibration while increasing durability.

Disk Drag Conventional Is a large diameter drag disk made of the same material used in our Tiagra® reels and is located under the arbor of the spool.

Diamond Like Coating (DLC®) Offshore Spinning This coating has properties similar to that of diamonds, meaning its hardness and smoothness are unmatched. This translates into less friction and wear on the line.


Drilled, Cold Forged Drag Star Low Profile Provides strength with light weight while its unique design provides comfort when adjusting the drag.

Drilled Crossbar Round Baitcasting By drilling the top crossbar of the reel, we have enhanced the appearance of the reel while decreasing the overall weight. The result is a beautiful looking reel that does not weigh you down.



How it Works

The waterproof Digital Control® system is self-energizing: It recharges with each cast and needs no battery or power source. During the initial moments of the cast, the energy generated by the rotation of the spool is stored in the Digital Control® circuit board and powers the Digital Braking system on subsequent casts.



The Calcutta TE® DC Digital Control Circuit

The pre-programmed braking patterns allow the spool to achieve maximum RPMs before engaging the brake, whereas traditional systems begin braking immediately and do not allow the spool to continue accelerating throughout the casting motion. Reels with conventional (magnetic or centrifugal) braking systems operate efficiently between 15,000 and 20,000 RPM. With the Digital Braking technology spool rotation can exceed 30,000 RPM (a 50 to 70 percent increase) and still maintain excellent line control for longer, more accurate casts.

The pre-programmed braking pattern can be easily adjusted externally across eight different levels of intensity. It also provides awesome control by applying the ideal amount of braking force at critical intervals of up to 1/1000 of a second. The application of “smart” braking by the Digital Control® Braking System quickly stabilizes the spool rotation. This system varies the amount of braking force applied, minimizing the dreaded backlash. As a result, it is possible to achieve long, accurate casts with consistent backlash control.

> Features



The Next Step: The 4x8 Digital Control® Brake System

The original DC® system had one pre-programmed braking curve on the DC® circuit board inside the reel. The eight settings along this curve worked by increasing or decreasing the amount of braking force. It was an excellent, all-around curve, ideal for most bass fishing or inshore applications. However, the original DC® system was not ideal for slow spool speeds, such as when skipping or pitching. The pre-programmed curve also limited competition casters and surf casters, even at the lightest settings. We also knew that many anglers still turned to spinning reels under extremely windy conditions, when baitcasters are notoriously difficult to control, even with the most educated thumb.

So we developed the next step in the evolution of Digital Control®, the 4x8 Digital Control® Brake System. For this new system, Shimano® thoroughly analyzed casting mechanisms for various environmental and mechanical conditions. Then we divided these situations into four different modes and created four profiles to handle them: **Extreme Distance Mode X**, a very specific profile that allows for more than 50,000 RPM; **Long Distance Mode L**, an all-around profile for most fishing applications; **Accuracy Mode A**, an excellent profile for skipping or pitching; and **Wind Mode W**, a profile for casts into a headwind. Each Mode has eight different brake-strength settings for a total of 32 brake settings.

Drilled Handle Shank Low Profile Reduces the weight of the reel without sacrificing strength.



DYNA-BALANCE® **Dyna-Balance® Saltwater and Spinning** This feature eliminates wobble during the retrieve by counterbalancing the rotor to enhance sensitivity and smoothness. By using computer balancing, an approach similar to car tire balancing, we are able to redistribute the rotor weight to create smooth rotation and eliminate vibrations caused by the reel.

e **Easy Access Sideplate Round Baitcasting** On reels with this feature, to access the VBS® system, a set screw on the handle side of the reel is loosened and the opposite sideplate rotates open. From here the VBS® weights can be adjusted without having to remove the spool or any other parts of the reel, for easy, worry-free adjustment on the water.

Easy Mag® Low Profile This magnetic cast control system can actually allow for a true freespool setting. With traditional magnetic systems, the magnets are moved away from the spool. So, even at the zero setting, the magnets still apply some force upon the spool. With Easy Mag®, the magnets are rotated away from the spool and towards each other. At the zero setting, the magnets face each other and cancel themselves out, applying zero force to the spool.

E.I. Surface Treatment Conventional With E.I., after the anodization process is finished, a second layer of surface treatment is added. This Treatment is forced into the remaining surface impurities. This gives salt no hideout, and also results in an extremely smooth-to-the-touch finish. (So don't forget to back your spool with tape or a few wraps of mono before installing your PowerPro®!) A reel with the E.I. Surface treatment has more than double the corrosion resistance of a standard anodized reel.

Ergonomic Power Handle Conventional The handle grip, made of non-slip rubber, is formed to provide maximum comfort and allows the angler to apply a high amount of torque when fighting a fish.

Escape Hatch® Low Profile By flipping a switch, the sideplate swivels downward, giving the angler quick access to adjust the VBS® weights. The switch is located in a position that is easy to use, yet remains out of the way to prevent accidental opening. The sideplate is smooth for comfort when palming the reel.

EVA Handle Knob Spinning lightweight and comfortable to the touch

f **Fightin' Drag® Spinning** This drag adjustment system allows the angler to set the drag for the reel using the rear drag adjustment knob. During the fight, the angler can quickly increase or decrease the amount of drag by using the Fightin' Drag® Lever.

Fightin' Drag II® Spinning Expanding upon the same features as Fightin' Drag®, Fightin' Drag II® allows the angler to quickly get back to the original drag setting by utilizing a strike point on the Fightin' Drag II® lever. When the lever is moved to the strike position, an audible click is heard and the lever snaps in to position.

Floating Shaft® Saltwater and Spinning With this feature, using a bearing or bushing, friction is reduced between the pinion gear and spool shaft for increased smoothness and durability.



Fluidrive® Saltwater and Spinning Fluidrive® brings the highest tolerances and utmost control in the gear cutting process, which provides the angler a smooth, powerful retrieve.



Fluidrive® II Saltwater and Spinning Building upon the successes of Fluidrive®, which provides extremely tight tolerances and control in the cutting process, Fluidrive® II polishes the gear surface to maximize tooth contact. This increases the efficiency of the retrieve for more power with less effort.

Greaseless Spool Support Bearings Low Profile These bearings, which support the spool during freespool, are lubricated with a lightweight oil rather than grease. This allows the bearings to have a lower start-up inertia and a faster rotation, which provides awesome freespool.

h **Handle Side VBS® Round Baitcasting** Reels equipped with this feature allow the angler to remove the handle side sideplate and adjust the VBS® weights without removing the spool from the reel. This allows the angler to easily adjust the amount of cast control while the line is threaded through the rod.

HEG® High Efficiency Gearing (HEG®) Low Profile, Round Baitcasting, and Conventional HEG® consists of not only the gears, but also the frame, setplate,

and handle-side sideplate. First, we increased the size of the drive gear and the pinion gear to offer increased leverage and power. By using a one-piece frame that incorporates the setplate and adding a one-piece stamped sideplate, we have eliminated flex in the drivetrain that causes normal gears to bind under pressure. By eliminating the flex and

increasing the leverage, we are able to provide high-speed retrieves and deliver an incredible amount of torque, while maintaining the smooth, silent retrieve Shimano® reels are famous for.

Hyper Disk Drag (and Hyper Twin Disk Drag) Offshore Spinning Using the same materials found in our Tiagra reels, these oversized carbon washers dissipate heat quickly and provide an incredibly wide range of durable, smooth drag performance.

Instagage® I Low Profile A useful feature for flipping and pitching, Instagage® features two thumb bars. The lower bar disengages the clutch, while the top bar engages the drivetrain. Without even turning the handle, the angler can instantly put the reel in gear.

Instagage® II Low Profile This feature brings all of the benefits of the original Instagage® feature by allowing the angler to engage and disengage the clutch using only the thumb. However, it uses a one-piece thumb bar, providing more access to the spool. This makes threading line though the line guide easier, and it gives the angler's thumb more room to control the spool during the cast or other freespool applications. There is also more room to clear backlashes.



Ion Plated Finish Low Profile This finish is extremely durable and is more scratch- and corrosion-resistant than paint.

Large Diameter Super Duralumin Drive Gear Spinning The larger diameter increases the amount of leverage and torque that can be applied to the fish. Super Duralumin is extremely hard and therefore is more durable than standard drive gears.

Lo-Mass® Drilled Spool System Round Baitcasting and

Low Profile The Lo-Mass® Drilled Spool System is designed for anglers who require longer casts and can sacrifice line capacity to do so. The Lo-Mass® spool features a large arbor that is cross-drilled to reduce its weight. By moving the arbor of the spool outward, the mass of the spool is closer to the rim of the spool. Like a lightweight bicycle wheel, where most of the mass lies in the tire, the majority of a Lo-Mass® spool lies in the arbor and the line it is spooled with.

Low Wear Rate Pinion Gear Spinning and Offshore Spinning The pinion gear has twice the hardness of its predecessors, achieving lower wear rate, more durability and greater longevity.

Machined Aluminum Handle Shank Spinning and Offshore Spinning For increased strength and power.

Magnumlite® Spool Low Profile This spool provides extremely low startup inertia for increased line control and casting performance even when using lightweight baits or lures. This is accomplished through using lightweight aluminum alloys, extremely thin walls, and a unique design that moves the mass of the spool outward.

Maintenance Port Spinning and Offshore Spinning The maintenance port is an easily accessed hole strategically located for easy maintenance of the reel. Using a slot-head screwdriver, the rubber sealed plug can be removed from the reel. One drop of lightweight oil or grease can be applied to the drivetrain to prevent corrosion and to protect the smooth retrieve of the reel. Be sure to not over-lubricate the reel as excessive lubrication can cause the reel to become sluggish. Also, after-market spray lubricants may contain cleaners and degreasers that can actually remove the grease and oil which protect the reel. This may cause premature corrosion or damage to the reel. Before using an after-market lubricant, we recommend that you contact our Customer Service Department at 1-877-577-0600 to be sure it will not damage your reel.

Manual Bail Trip Offshore Spinning Reels equipped with manual bail trip do not have an auto trip mechanism and the bail must be closed manually. This feature brings added line control during freespool that is imperative to anglers seeking big game.

Metal Plated Finish Low Profile A new finish that provides the strongest scratch resistance out of any Shimano® surface treatment.

Metal Series Conventional, Low Profile, Round Baitcasting, Saltwater and Spinning

The metal construction showcased in some of our finest reels now appears throughout our line of Metal Series products. Metal frames not only keep moving parts in precise alignment, they also feature the use of the latest anodizing, plating and painting



S®-Concept

Spinning

S®-Concept represents Shimano®'s initial philosophy on which many of our spinning reels have been designed. The three basic ideas that are inherent in the S-Concept are Smooth, Silent and Strong.

Smooth rotation and comfortable retrieve, coupled with excellent drag performance and longer casting distance, leads to our smooth, flawless operation.

Silent operation of parts within the reel's construction represents the attention to tight tolerances, reducing excessive noise and resulting in the silent operation of our reels.

Strong, solid and functional construction leads to powerful torque and durable drivetrains. This gives anglers the strength and confidence they need to battle elusive gamefish.

The new sizing of our S-Concept reels offers anglers a bigger spool and smaller body, resulting in a lighter, more comfortable fishing experience without sacrificing line capacity.

The end result are reels offering anglers smooth, silent and strong reels that are designed for years of fishing use. The knowledge of fishing and the minds of Shimano®'s engineers have given today's angler state-of-the-art reels that are ready for any challenge.

- **S®-Arm Cam** Line slack around the line roller is the main cause of line trouble during casting and retrieving. The S-Arm Cam has a protruding lower surface on the bail arm that helps prevent slack that would lead to line cuts or tangles.
- **S®-Rotor** This high precision rotor is compact and lightweight. Designed with 3-D surface modeling software, the S-Rotor ensures a comfortable retrieve.

continued, next page

> Features

S[®]-Concept *continued*

- **S[®]-Guard** These guards are designed to prevent impact damage to the frame and rotor. Certain guards, depending on location, also feature weep holes to prevent water accumulation within the reel.
- **S[®]-Finish** is a multi-coated treatment that not only produces a beautiful finish, but is more durable than previous finish types.
- **S[®]-Shield Body** Shields at the rotor and handle prevent harmful sand or water from entering the drivetrain.
- **S[®]-Bail** The flexible and light spring material used for the bail helps to avoid a “bent bail wire” situation which leads to improper bail operation.



Spinning

Power. Precision. Performance. Reels from our P3[®] lineup are all built using these targets. Power can be found in our ultra-smooth, efficient drivetrains. Precision comes from tight tolerances and excellent line lay. Performance is the end result of all of the features packed into the P3[®] reels.



The Sienna[®] is a P3[®] reel

techniques for beautiful and durable finishes.

Non-Disengaging Levelwind System Conventional, Round Baitcasting On wide-spool reels with a non-disengaging levelwind system, the levelwind remains engaged during the cast allowing the levelwind to track back and forth with the line as it flows off of the spool. This eliminates the drastic line angles caused by a disengaging levelwind system that can cause extreme friction which can lead to short casts or frustrating backlashes. By doing this we have increased the efficiency of the cast, allowing for more distance with less effort.

Offset Ergonomic Power Grip Conventional The power grip is offset on multiple axes to allow natural hand, arm and wrist angle, improving comfort and power.

Optional Double Paddle Handle Conventional This allows the angler to purchase, as an accessory, a double paddle handle for certain applications.

Oversized Cast Control Knob Conventional Comfortable and easy to use.

Oversized Clicker Button Conventional The button is larger and makes it easier to turn on and off.

Oversized Clicking Cast Control Knob Low Profile The large size is easy to use, while the clicking adjustment allows for precision settings.

P3[®] See sidebar, page 217.

Paladin[®] Gear Durability Enhancement Spinning and Offshore Spinning Using a special cold forged aluminum drive gear and a hardened brass pinion gear, reels equipped with the Paladin[®] Gear Durability Enhancement will retain their out-of-the-box smoothness much longer than before. In fact, testing has shown that this combination of metals is more durable than an all-stainless steel drivetrain while maintaining the smoothness that Shimano[®] is famous for. *For more information, see page 170.*

Palmable Linecounter with Maintenance Port Conventional Comfortably rests between the thumb and forefinger when palming the reel, providing depth readings in feet. The reset button is strategically located for easy, one-handed resets, yet prevents accidental resets. Inserting one drop of lightweight oil into the sealed maintenance port keeps the linecounter performing in top condition.

Permalube[®] Conventional** Lubrication improves freespool while maintaining protection and durability of moving parts.



Platinum Premier[®] Service Plan Low Profile, Conventional The Platinum Premier warranty program is available for the Calais DC[®] reel, Calcutta TE DC[®] and Trinidad DC[®], and only when you register online at <http://fish.shimano.com/dc>. Following your online registration, you will receive an extended two year warranty against manufacturer defects. Additionally, you will receive coupons for discounted maintenance services ranging from 50% off to free. All service in the Platinum Premier[®] warranty program is guaranteed a 48-hour turnaround (shipping excluded).



Platinum[™] Service Plan Conventional, Low Profile, Round Baitcasting, Saltwater and Spinning

With the Platinum[™] Service Plan, when you submit your Warranty Registration Card, you will receive coupons for discounts on “clean and lubes” (from half off to free!) Also included are Priority Shipping Labels guaranteeing a 48-hour turnaround time from participating Shimano[®] Satellite Service Centers.



Power Roller[®] II Saltwater and Spinning This is an oversized line roller that reduces twist from casting and retrieving and is enhanced with a tapered area on the support to help line get onto the roller quicker.

Power Roller[®] III Saltwater and Spinning This is an oversized line roller that reduces twist from casting and retrieving, and uses a cone-shaped support to help get the line onto the roller quicker, with less chance of tangles or line cuts.

Power Roller[®] IV with Overflange protection Offshore Spinning This oversized line roller has all of the benefits of Power Roller[®] III but also increased line protection through it's use of a flange that goes over the bail arm rather than into the bail arm like on traditional reels.

Propulsion[®] Line management system Spinning and Offshore Spinning See page 168.

PV Power Paddles Low Profile and Round Baitcasting These oversized paddle grips provide extra power and remain comfortable after a full day of deep cranking.

q
r

Quick Fire® II Spinning Quick Fire® II is a system used for easy and fast one-handed casting. The line and trigger self-center, and are within easy grasp of the angler's index finger. By pulling the line and the trigger with one hand, the bail opens and is ready to be cast.

Quick Take Down Round Baitcasting By loosening the thumb screws on the handle-side sideplate, the sideplate can easily be removed from the reel. This aids in quick maintenance, and allow adjustment on the VBS brake weights in the reel.

Rapid Fire® Quick Change Drag Cam System Conventional Allows anglers to change the drag cam on the reel within seconds. This system changes the drag curve on the reel to cater to specific techniques or fisheries. Reels equipped with the Rapid Fire® system come standard with a Long Range Special (L.R.S.) curve and up to 7 other Rapid Fire® cams are available as accessories. For more information please see pages 126-127.

Ratcheting Drag Lever Conventional Eliminates the chance of the drag lever backing off due to boat vibration, and the detents serve as a reference point as to how much the drag has been increased or reduced.

Recessed Reel Foot Low Profile, Round Baitcasting By recessing the reel foot further into the frame, the reel sits lower in the reel seat. This allows for a much more palmable feel when the reel is mounted on a rod than traditional frame designs. Not only does it increase the comfort level, but because of the lower profile in the reel seat, it makes the reel much more maneuverable with casting styles such as underhand and roll casts.

Reduced Mass VBS® Hub Low Profile Reduces the weight of the spool, increasing freespool and reducing start up inertia.

Reduced Profile Top Crossbar Conventional Not only gives the angler better access to the spool for line control, but also allows baits or lures to be dropped back into the spread without having to remove the reel from the rod holder.

Rubber Handle Grip Conventional, Low Profile, Round Baitcasting, Saltwater and Spinning is comfortable and soft to the touch.

S®-Concept See sidebar on page 217.

S A-RB® Spinning, Offshore Spinning, Low Profile and Conventional This spool provides extremely low startup inertia for increased line control and casting performance even when using lightweight baits or lures. This is accomplished through using lightweight aluminum alloys and a unique design that moves the mass of the spool outward.

Septon®* Spinning, Offshore Spinning, Conventional, Low Profile and Round Baitcasting This handle grip material is soft to the touch and does not get slippery when wet.

Slow Oscillation Spinning This oscillation system is more advanced than Aerowrap®, which uses a criss-cross line lay to reduce friction. Instead, slow oscillation uses a tightly packed parallel pattern to reduce the chance of the upper layer of line grabbing the lower layer, creating unwanted friction. The result is an evenly shaped line lay, with excellent castability and control.

SR® Spare Brake Weight Block Low Profile Holds up to two extra brake weights for more adjustability.

SR®-Concept Spinning See sidebar, right.

Stopperless Design Offshore Spinning means there is no anti-reverse switch. This means that Stopperless Designed reels offer maximum protection against dust and water intrusion.

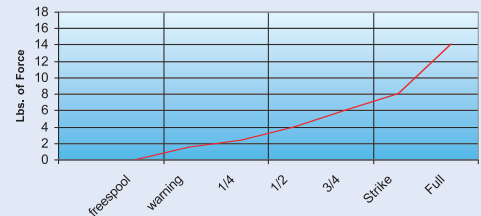


Super Free (SF®) Low Profile, Round Baitcasting The Super Free (SF®) bearing-supported pinion gear system was designed to eliminate friction on the spool shaft during the cast. In standard baitcasting reels, when the clutch bar is pressed down, the pinion gear is freed and can actually drag on the spool shaft, creating friction and limiting the length of the cast. With SF, the pinion gear is supported by a ball bearing, and when the clutch is disengaged, the pinion gear and spool shaft are kept in precise alignment. The result is zero friction on the spool shaft for increased freespool.

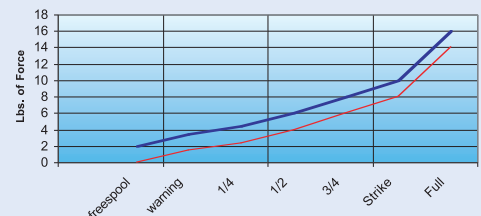
Super Stopper® Spinning Super Stopper® anti-reverse uses a multi-stop ratchet that nearly eliminates backplay in the rotor for solid hooksets. The Super Stopper® anti-reverse can be turned off to allow backreeling for special techniques and situations.

Understanding Lever Drags

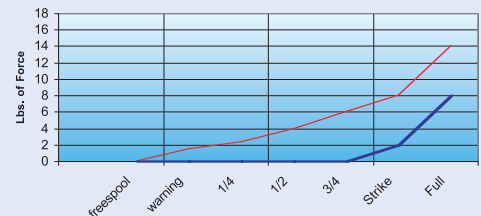
Lever drag reels have the advantage of being able to quickly and precisely increase or reduce drag depending on the circumstances. However, the amount of drag applied through the lever's travel (the drag curve) is fixed, thereby limiting the effectiveness of the reel.



[1] This is an example of a typical lever drag curve that has about 8 pounds of drag at Strike. From freespool to Full, the drag increases on a fairly predictable curve.



[2] If you're fishing with heavier line and you tighten the preset knob by 2 pounds at the Strike position, you increase the drag by 2 pounds at EVERY position. However, this is at the expense of lost freespool (see left end of drag curve). This is not an ideal situation.



[3] If you're fishing with lighter line and you loosen the preset knob, you decrease the drag overall. However, the drag lever has to travel through three-quarters of its range before any drag is applied at all. This is not ideal, either.

*Septon® is a registered trademark of Kuraray, Co., Ltd..

> Features



SR®-Concept

Spinning

The SR®-Concept combines the new concept of Reliance with all aspects of the S®-Concept: Smooth, Silent and Strong. The Reliance Concept, or R-Concept, means that dreams in reel design are now evolving into reality. The result of the use of the new SR® Concept in design is the development of many exciting new features.

- **SR-3D Gear** This oversized drive gear was designed with three-dimensional analysis. This allows the surface of each tooth to be contoured exactly to the tooth shape of the pinion gear. The result is more tooth surface of the drive gear is in contact with the tooth surface of the pinion gear. Smoothness, torque, efficiency and durability are all increased.
- **Rigid Support Drag** This innovative new feature eliminates spool wobble, even at light drag settings. So no matter what your drag setting is, the spool will not wobble. The result is an incredibly smooth drag even at extremely light settings.
- **SR Guard Fin** The SR Guard Fins are coated with titanium. You can find them strategically placed on the rotor and several parts of the body to protect the reel from impact damage.
- **SR Handle** This handle screws directly into the drive gear, resulting in zero play between the handle and gear. The 1000 size handle is a very thin solid shank, while the larger sizes use a hollow handle shank, that reduces weight while maintaining extremely strong and durable properties.
- **SR One-Piece Bail** This one-piece bail wire has no gap for line to snag on during normal operation. Made of stainless steel, it reduces friction and allows the line to get onto the line roller quicker.
- **All Weather Drag** Using a water proof gasket, and 48 points per turn of adjustability, the All Weather Drag is perfect for any situation. The drag washers themselves are made of natural wool which provides a wide range of settings, low start up inertia and excellent durability.

Super Stopper® Conventional, Low Profile and Round Baitcasting Super Stopper® uses a one-way, stainless steel roller bearing that eliminates backplay. This provides the angler with instant hooksetting power.

Super Stopper® II Spinning and Offshore Spinning Super Stopper® II anti-reverse uses a one-way roller bearing that eliminates backplay. This provides the angler with instant hooksetting power. In some reels, the Super Stopper® II can be turned off to allow backreeling for special techniques and situations.

SV Power Paddles Low Profile and Round Baitcasting These are the largest of the paddle grips and provide extra fish fighting power when battling feisty inshore species.

Tapered Levelwind Insert Low Profile This levelwind insert is coated with titanium, improving the durability of the insert by increasing abrasion resistance. It also reduces friction on the line for increased casting distance and reduced line wear. The tapered design not only makes it easier to thread the line through when setting up the reel, but also further reduces friction and line angles during the cast for more distance.

TI Spool Lip Spinning and Offshore Spinning The titanium coated spool lip provides incredible durability with today's braided lines. It also drastically reduces the friction during the cast allowing for smooth, effortless casting distances.

Turn-Key Access Sideplate Low Profile By flipping up the Turn-Key on the sideplate and rotating it counter-clockwise, the sideplate can be opened for quick VBS® adjustments.

Twin Disk Drag System Conventional This system uses two drag washers that surround a floating drag plate to effectively double the drag surface over traditional drag systems. On a traditional drag system, a drag plate is pressed against the drag washer to create drag. On the Twin Disk Drag System, the drag washer is suspended between two drag plates. This utilizes both sides of the drag plate and gives twice the drag surface of a single disk system.

Twin Pawl Anti-Reverse System Conventional uses two pawls for increased reliability and durability, along with hooksetting power.

Variable Brake System (VBS®) Low Profile and Round Baitcasting VBS® uses centrifugal force rather than magnets to aid in controlling the cast. The individual brake weights, when turned on, are forced outward at the beginning of the cast when backlashes most often occur, causing friction that reduces the speed of the spool. Once the spool speed begins to slow, the pressure lessens, allowing the spool to continue spinning. The result is a much more consistent spool speed that is easier to manage and takes advantage of the reel's maximum casting distance. Settings range from zero weights turned on for true freespool and up to 6 weights turned on for extremely windy conditions and maximum cast control.

Varispeed® Spinning and Offshore Spinning Normal oscillation systems use a constant rotation of the oscillation gear that, when translated to the cam, provides an inconsistent spool speed. This results in line lay that stacks at either end of the spool. By using an oval oscillation gear, we are able to alter the speed of the oscillation cam to provide a consistent spool speed. This results in an even line lay that provides excellent castability and manageability.

Waterproof Drag Spinning and Offshore Spinning and Conventional With the use of rubber gaskets, the drag is protected against intrusion of the elements, such as water or sand.

Wide Diameter Drive Gear Spinning A wide diameter drive gear that is 1.28 times larger than those in previous Shimano® spinning reels provides more torque and an easier retrieve.

CALAIS®



CL100A



CL200ASV



CL200A



CL201A

Calais® A



Model	Retrieve	Line Retrieve Per Crank (in)	Mono Line Capacity (# Test/yd)	PowerPro® Line Capacity (# Test/yd)	Max Drag (lb)	A-RB® Ball Bearings	A-RB® Roller Bearings	Gear Ratio	Weight (oz)	MSRP
CL100A	Right	24	10/110, 12/90, 14/75	30/130, 50/85, 65/55	9.3	10	1	5.8:1	8.7	\$399.99
CL200A	Right	26	10/130, 12/120, 14/100	30/150, 50/110, 65/75	10.0	10	1	6.2:1	8.8	\$399.99
CL201A	Left	26	10/130, 12/120, 14/100	30/150, 50/110, 65/75	10.0	10	1	6.2:1	8.8	\$399.99
CL200ASV	Right	26	10/210, 14/120	40/135, 50/130, 65/90	10.0	10	1	6.2:1	9.3	\$399.99

CORE®



CORE50MG7



CORE51MG7



CORE100MG



CORE101MG



CORE100MGFV

Core®

Model	Retrieve	Line Retrieve Per Crank (in)	Mono Line Capacity (# Test/yd)	PowerPro® Line Capacity (# Test/yd)	Max Drag (lb)	S A-RB® Ball Bearings	A-RB® Roller Bearings	Gear Ratio	Weight (oz)	MSRP
CORE50MG7	Right	28	10/105, 12/85, 14/70	20/115, 30/105, 40/80	10.0	8	1	7.0:1	5.5	\$369.99
CORE51MG7	Left	28	10/105, 12/85, 14/70	20/115, 30/105, 40/80	10.0	8	1	7.0:1	5.5	\$369.99
CORE100MG	Right	26	10/110, 12/90	30/130, 50/85, 65/55	11.0	4	1	6.2:1	6.1	\$349.99
CORE101MG	Left	26	10/110, 12/90	30/130, 50/85, 65/55	11.0	4	1	6.2:1	6.1	\$349.99
CORE100MGFV	Right	30	10/110, 12/90	30/130, 50/85, 65/55	11.0	4	1	7.0:1	6.7	\$379.99

*Septon® is a registered trademark of Kuraray Co., Ltd.

CHRONARCH®



CH100D7



CH101D7



CH100D5

Chronarch®

Model	Retrieve	Line Retrieve Per Crank (in)	Mono Line Capacity (# Test/yd)	PowerPro® Line Capacity (# Test/yd)	Max Drag (lb)	S A-RB® Ball Bearings	A-RB® Roller Clutch Bearings	Gear Ratio	Weight (oz)	MSRP
CH100D7	Right	30	10/110, 12/90	30/130, 50/85, 65/55	11.0	6	1	7.0:1	7.6	\$299.99
CH101D7	Left	30	10/110, 12/90	30/130, 50/85, 65/55	11.0	6	1	7.0:1	7.6	\$299.99
CH100D5	Right	21	10/110, 12/90	30/130, 50/85, 65/55	11.0	6	1	5.0:1	7.6	\$299.99

CURADO®



CU200E7



CU201E7



CU200E5



CU50E



CU51E



CU300E



CU301E



CU300EJ

Curado® E

Model	Retrieve	Line Retrieve Per Crank (in)	Mono Line Capacity (# Test/yd)	PowerPro® Line Capacity (# Test/yd)	Max Drag (lb)	S A-RB® Ball Bearings	Shielded Stainless Steel Ball Bearings	A-RB® Roller Clutch Bearings	Gear Ratio	Weight (oz)	MSRP
CU50E	Right	25	10/105, 12/85, 14/70	20/115, 30/105, 40/80	10	1	5	1	6.4:1	6.9	\$199.99 New Model
CU51E	Left	25	10/105, 12/85, 14/70	20/115, 30/105, 40/80	10	1	5	1	6.4:1	6.9	\$199.99 New Model
CU200E7	Right	30	8/180, 10/155, 14/110	30/190, 50/120, 65/80	11.0	1	5	1	7.0:1	7.6	\$179.99
CU201E7	Left	30	8/180, 10/155, 14/110	30/190, 50/120, 65/80	11.0	1	5	1	7.0:1	7.6	\$179.99
CU200E5	Right	21	8/180, 10/155, 14/110	30/190, 50/120, 65/80	12.0	1	5	1	5.0:1	7.6	\$179.99
CU300E	Right	28	12/240, 14/190, 20/120	50/205, 65/120, 80/105	15.0	1	5	1	6.2:1	10.5	\$249.99
CU301E	Left	28	12/240, 14/190, 20/120	50/205, 65/120, 80/105	15.0	1	5	1	6.2:1	10.5	\$249.99
CU300EJ	Right	32	12/240, 14/190, 20/120	50/205, 65/120, 80/105	15	1	5	1	6.9:1	11.5	\$259.99 New Model

*Septon® is a registered trademark of Kuraray Co., Ltd.

Castaic®



Castaic® SF

Model	Retrieve	Line Retrieve Per Crank (in)	Mono Line Capacity (# Test/yd)	PowerPro® Line Capacity (# Test/yd)	Max Drag (lb)	Shielded Stainless Steel Ball Bearings	Roller Bearings	Gear Ratio	Weight (oz)	MSRP
CA200SF	Right	26	8/180, 10/155, 14/110	40/120, 50/115, 65/80	9.2	4	1	6.2:1	8.6	\$169.99
CA201SF	Left	26	8/180, 10/155, 14/110	40/120, 50/115, 65/80	9.2	4	1	6.2:1	8.6	\$169.99

CITICA®



Citica® E

Model	Retrieve	Line Retrieve Per Crank (in)	Mono Line Capacity (# Test/yd)	PowerPro® Line Capacity (# Test/yd)	Max Drag (lb)	Shielded Stainless Steel Ball Bearings	Roller Bearings	Gear Ratio	Weight (oz)	MSRP
CI200E	Right	27	8/180, 10/155, 14/110	30/190, 50/120, 65/80	11.0	3	1	6.3:1	7.8	\$119.99
CI201E	Left	27	8/180, 10/155, 14/110	30/190, 50/120, 65/80	11.0	3	1	6.3:1	7.8	\$119.99

CAENAN™

NEW



CAE100



CAE101

Caenan™ **NEW**

Model	Retrieve	Line Retrieve Per Crank (in)	Mono Line Capacity (# Test/yd)	PowerPro® Line Capacity (# Test/yd)	Max Drag (lb)	Shielded Stainless Steel Ball Bearings	Roller Bearings	Gear Ratio	Weight (oz)	MSRP
CAE100	Right	27	8/180, 10/155, 14/110	30/190, 50/120, 65/80	10	6	1	6.5:1	7.2	\$89.99
CAE101	Left	27	8/180, 10/155, 14/110	30/190, 50/120, 65/80	10	6	1	6.5:1	7.2	\$89.99

CRESTFIRE®



CR100D

Crestfire®

Model	Retrieve	Line Retrieve Per Crank (in)	Mono Line Capacity (# Test/yd)	PowerPro® Line Capacity (# Test/yd)	Max Drag (lb)	Shielded Stainless Steel Ball Bearings	Roller Bearings	Gear Ratio	Weight (oz)	MSRP
CR100D	Right	26	8/185, 10/170, 12/150, 14/110	30/165, 40/125, 50/120	8.0	2	1	6.2:1	7.9	\$59.99

CALLISTO®



CS0100

Callisto®

Model	Retrieve	Line Retrieve Per Crank (in)	Mono Line Capacity (# Test/yd)	PowerPro® Line Capacity (# Test/yd)	Max Drag (lb)	Shielded Stainless Steel Ball Bearings	Roller Bearings	Gear Ratio	Weight (oz)	MSRP
CS0100	Right	26	8/185, 10/170, 12/150, 14/110	30/165, 40/125, 50/120	8.0	1	1	6.2:1	7.9	\$49.99

CALCUTTA TE® 400LJV *Lucanus® Jig Version*



The Calcutta TE® 400LJV is part of the Lucanus® system. Visit www.lucanusjig.com



Calcutta TE® 400LJV

Model	Line Retrieve Per Crank (in)	Mono Line Capacity (# Test/yd)	PowerPro® Line Capacity (# Test/yd)	Max Drag (lb)	S A-RB® Ball Bearings	A-RB® Roller Bearings	Gear Ratio	Weight (oz)	MSRP
CTE400LJV	25	14/260, 20/160	50/305, 65/180, 80/160	16.0	6	1	5.0:1	13.3	\$449.99

CALCUTTA TE®



Calcutta TE® Platinum Service Plan

Model	Retrieve	Line Retrieve Per Crank (in)	Mono Line Capacity (# Test/yd)	PowerPro® Line Capacity (# Test/yd)	Max Drag (lb)	A-RB® Ball Bearings	A-RB® Roller Bearings	Gear Ratio	Weight (oz)	MSRP
CTE100GT	Right	23	10/135, 12/115, 14/95	30/155, 40/95, 50/90	9.5	10	1	5.8:1	9.5	\$349.99
CTE200GT	Right	23	8/210, 10/190, 14/110	30/200, 40/120, 50/115	11.4	10	1	5.0:1	10.2	\$349.99
CTE200	Right	23	8/230, 10/210, 14/120	30/200, 40/120, 50/115	11.4	6	1	5.0:1	10.4	\$319.99
CTE201	Left	23	8/230, 10/210, 14/120	30/200, 40/120, 50/115	11.4	6	1	5.0:1	10.4	\$319.99
CTE300	Right	25	12/240, 14/190, 20/120	40/205, 50/200, 65/135	16.0	4	1	5.0:1	12.5	\$359.99
CTE400	Right	25	14/260, 20/160	50/305, 65/180, 80/160	16.0	4	1	5.0:1	12.8	\$369.99
CTE401	Left	25	14/260, 20/160	50/305, 65/180, 80/160	16.0	4	1	5.0:1	12.8	\$369.99
CTE700	Right	31	16/420, 20/300, 25/250	50/620, 65/375, 80/330	17.0	6	1	4.7:1	19.0	\$409.99

*Septon® is a registered trademark of Kuraray, Co., Ltd.

CALCUTTA®



**Accessory Calcutta®
Reel Seat Clamp**
Fits CT400 series
Calcutta reels

Calcutta® B

Model	Retrieve	Line Retrieve Per Crank (in)	Mono Line Capacity (# Test/yd)	PowerPro® Line Capacity (# Test/yd)	Max Drag (lb)	A-RB® Ball Bearings	A-RB® Roller Bearings	Gear Ratio	Weight (oz)	Number of Grips	Grip Style	MSRP
CT50B	Right	16	6/195, 8/130	20/115, 30/105, 40/80	7.5	3	1	5.0:1	7.9	2	Paddle	\$199.99
CT100B	Right	23	8/165, 10/140, 12/120, 14/100	30/175, 40/110, 50/105	9.5	3	1	5.8:1	9.0	2	Paddle	\$199.99
CT200B	Right	27	8/230, 10/210, 14/120	40/135, 50/130, 65/90	11.0	3	1	6.0:1	10.1	2	Paddle	\$199.99
CT201B	Left	27	8/230, 10/210, 14/120	40/135, 50/130, 65/90	11.0	3	1	6.0:1	10.1	2	Paddle	\$199.99
CT200GTB	Right	27	8/210, 10/190, 14/110	40/120, 50/115, 65/80	11.0	7	1	6.0:1	9.9	2	Paddle	\$229.99
CT400B	Right	24	12/330, 14/260, 20/160	50/305, 65/180, 80/160	17.5	3	1	5.0:1	11.7	2	SV Paddles	\$229.99
CT400BSV	Right	24	12/330, 14/260, 20/160	50/305, 65/180, 80/160	17.5	3	1	5.0:1	11.9	1	3-Position Power Grip	\$229.99
CT700B	Right	28	20/310, 30/200	50/620, 65/375, 80/330	16.5	3	1	4.7:1	18.2	1	3-Position Power Grip	\$299.99
CT700BSV	Right	28	20/310, 30/200	50/620, 65/375, 80/330	16.5	3	1	4.7:1	19.2	1	3-Position Power Grip	\$299.99

*Septon® is a registered trademark of Kuraray, Co., Ltd.

CARDIFF®



Cardiff® A

Model	Retrieve	Line Retrieve Per Crank (in)	Mono Line Capacity (# Test/yd)	PowerPro® Line Capacity (# Test/yd)	Max Drag (lb)	A-RB® Ball Bearings	A-RB® Roller Bearings	Gear Ratio	Weight (oz)	MSRP
CDF200A	Right	24	8/230, 10/210, 14/120	40/135, 50/130, 65/90	10.0	4	1	5.8:1	8.6	\$ 109.99
CDF201A	Left	24	8/230, 10/210, 14/120	40/135, 50/130, 65/90	10.0	4	1	5.8:1	8.6	\$ 109.99
CDF300A	Right	24	12/230, 14/180, 17/150	40/195, 50/190, 65/125	10.0	4	1	5.8:1	8.9	\$ 109.99
CDF301A	Left	24	12/230, 14/180, 17/150	40/195, 50/190, 65/125	10.0	4	1	5.8:1	8.9	\$ 109.99
CDF400A	Right	22	12/330, 14/250, 17/220, 20/165	50/305, 65/180, 80/160	11.0	4	1	5.2:1	11.9	\$ 119.99
CDF401A	Left	22	12/330, 14/250, 17/220, 20/165	50/305, 65/180, 80/160	11.0	4	1	5.2:1	11.9	\$ 119.99

CORVALUS®



Corvalus®

Model	Retrieve	Line Retrieve Per Crank (in)	Mono Line Capacity (# Test/yd)	PowerPro® Line Capacity (# Test/yd)	Max Drag (lb)	Shielded Stainless Steel Ball Bearings	Roller Bearings	Gear Ratio	Weight (oz)	MSRP
CVL200	Right	22	8/230, 10/210, 14/120	40/145, 50/140, 65/95	11.0	3	1	5.2:1	10.8	\$ 79.99
CVL300	Right	22	12/240, 14/190, 17/160, 20/120	40/170, 50/165, 65/110	11.0	3	1	5.2:1	10.9	\$ 79.99
CVL301	Left	22	12/240, 14/190, 17/160, 20/120	40/170, 50/165, 65/110	11.0	3	1	5.2:1	10.9	\$ 79.99
CVL400	Right	22	12/330, 14/250, 17/220, 20/165	50/305, 65/180, 80/160	11.0	3	1	5.2:1	11.8	\$ 89.99
CVL401	Left	22	12/330, 14/250, 17/220, 20/165	50/305, 65/180, 80/160	11.0	3	1	5.2:1	11.8	\$ 89.99



CL201DC



CL200DC



Calais® DC® Premier Service Plan

Model	Retrieve	Line Retrieve Per Crank (in)	Mono Line Capacity (# Test/yd)	PowerPro® Line Capacity (# Test/yd)	Max Drag (lb)	S A-RB® Ball Bearings	A-RB® Roller Bearings	Gear Ratio	Weight (oz)	MSRP
CL200DC	Right	31	10/130, 12/120, 16/100	30/150, 50/110, 65/75	12.0	10	1	7.0:1	9.5	\$649.99
CL201DC	Left	31	10/130, 12/120, 16/100	30/150, 50/110, 65/75	12.0	10	1	7.0:1	9.5	\$649.99

CALCUTTA TE®



CTE100DC



CTE200DC



CTE250DC



CTE201DC



Calcutta TE® DC® Premier Service Plan

Model	Retrieve	Line Retrieve Per Crank (in)	Mono Line Capacity (# Test/yd)	PowerPro® Line Capacity (# Test/yd)	Max Drag (lb)	A-RB® Ball Bearings	A-RB® Roller Bearings	Gear Ratio	Weight (oz)	MSRP
CTE100DC	Right	23	8/115, 10/95, 12/80	30/115, 50/70, 65/50	8.5	10	1	5.8:1	8.6	\$529.99
CTE200DC	Right	23	10/135, 12/115, 14/95	40/95, 50/95, 65/60	10.0	10	1	5.0:1	9.9	\$529.99
CTE201DC	Left	23	10/135, 12/115, 14/95	40/95, 50/95, 65/60	10.0	10	1	5.0:1	9.9	\$529.99
CTE250DC	Right	23	10/165, 12/140, 14/115	40/115, 50/110, 65/75	10.0	10	1	5.0:1	10.2	\$529.99

TRINIDAD® TNDC



TN16DC



TN20DC

TN30DC



Trinidad® DC® Premier Service Plan

Model	Retrieve	Line Retrieve Per Crank (in)	Mono Line Capacity (# Test/yd)	PowerPro® Line Capacity (# Test/yd)	Max Drag (lb)	S A-RB® Ball Bearings	A-RB® Roller Bearings	Gear Ratio	Weight (oz)	MSRP
TN16DC	Right	46	16/450, 20/320	50/530, 65/330, 80/250	22.0	6	1	6.2:1	22.7	\$769.99
TN20DC	Right	46	20/420, 25/300	50/710, 65/375, 80/310	22.0	6	1	6.2:1	22.9	\$779.99
TN30DC	Right	46	25/420, 30/350	50/1015, 65/515, 80/415	22.0	6	1	6.2:1	23.4	\$789.99

*Septon® is a registered trademark of Kuraray Co., Ltd.

TIAGRA®



T112



T116

Tiagra®

Model	Line Retrieve Per Crank (in)	Mono Line Capacity (# Test/yd)	PowerPro® Line Capacity (# Test/yd)	Full Max Drag (lb)	Strike Max Drag (lb)	A-RB® Ball Bearings	High Gear Ratio	Low Gear Ratio	Weight (oz)	MSRP
T112	36/16	12/880, 16/650, 20/460	40/795, 50/790, 65/460	33.0	23.0	6	3.9:1	1.7:1	34.6	\$429.99
T116	36/16	16/980, 20/670, 30/430	50/1210, 65/680, 80/520	29.5	22.0	6	3.9:1	1.7:1	37.9	\$459.99

Tiagra® A series



T120A



T130A



T130WLRSA

Tiagra® A

Model	Line Retrieve Per Crank (in)	Mono Line Capacity (# Test/yd)	PowerPro® Line Capacity (# Test/yd)	Full Max Drag (lb)	Strike Max Drag (lb)	A-RB® Ball Bearings	High Gear Ratio	Low Gear Ratio	Weight (oz)	MSRP
T120A	41/18	20/690	50/1225, 65/720, 80/525	36.0	30.0	4	3.9:1	1.7:1	49.7	\$509.99
T130A	41/18	30/700	50/1805, 65/1065, 80/770	34.0	25.0	4	3.9:1	1.7:1	52.4	\$529.99
T130WLRSA	41/18	50/570	65/1435, 80/1180, 100/865	34.0	25.0	4	3.9:1	1.7:1	55.6	\$569.99

Tiagra® A series



T150A



T150WA



T150WLRSA



T180WA



T1130A

Tiagra® A

Model	Line Retrieve Per Crank (in)	Mono Line Capacity (# Test/yd)	PowerPro® Line Capacity (# Test/yd)	Full Max Drag (lb)	Strike Max Drag (lb)	A-RB® Ball Bearings	High Gear Ratio	Low Gear Ratio	Weight (oz)	MSRP
T150A	37/15	50/600	80/1135, 100/930, 150/865	37.5	28.5	4	3.1:1	1.3:1	83.4	\$579.99
T150WA	37/15	50/850	80/1575, 100/1235, 150/1180	37.5	28.5	4	3.1:1	1.3:1	86.3	\$659.99
T150WLRSA	37/15	80/550	80/1575, 100/1235, 150/1180	44.0	35.0	4	3.1:1	1.3:1	86.3	\$659.99
T180WA	37/19	80/950	100/2445, 150/2365, 200/1920	44.0	35.0	4	2.5:1	1.3:1	115.2	\$869.99
T1130A	39/22	130/1000	150/3315, 200/2770, 250/1955	99.0	79.0	6	2.2:1	1.15:1	174.1	\$1,249.99

TORSA®



Torsa®  Platinum Service Plan

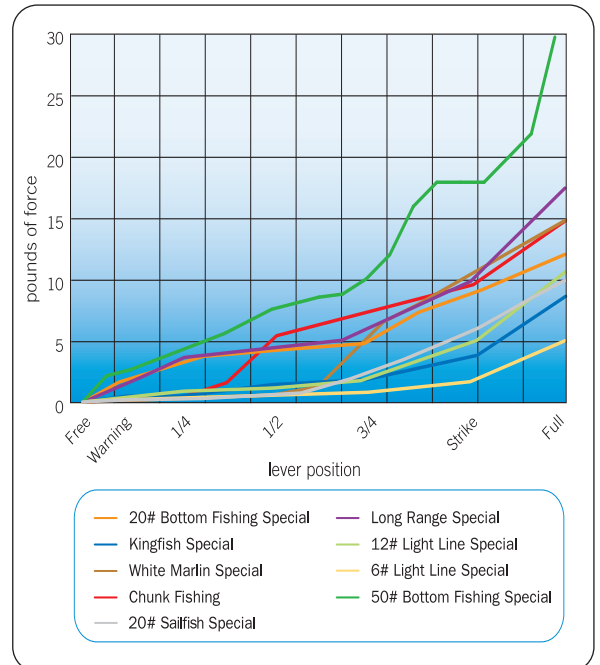
Model	Line Retrieve Per Crank (in)	Mono Line Capacity (# Test/yd)	PowerPro® Line Capacity (# Test/yd)	Max Drag (lb)	A-RB® Ball Bearings	A-RB® Roller Bearings	Gear Ratio	Weight (oz)	MSRP
TS16N	43	14/300, 16/270, 20/200	50/370, 65/235, 80/190	*	8	1	5.8:1	28.6	\$709.99
TS16	43	16/450, 20/230	50/530, 65/330, 80/250	*	8	1	5.8:1	29.1	\$719.99
TS20	43	20/420, 25/300	50/710, 65/375, 80/310	*	8	1	5.8:1	30.2	\$729.99
TS30	43	25/420, 30/350	50/1015, 65/515, 80/415	*	8	1	5.8:1	31.1	\$739.99

*Varies with cam selection

Interchangeable Drag Cams For TS16N, 16, 20, 30

Model	Primary Application	Recommended Line
Long Range Special	All purpose	20- to 65-lb. test
White Marlin Special	Atlantic White Marlin	20- to 30-lb. test
Kingfish Special	Kingfish trolling	10- to 20-lb. test
Chunk Fishing Special	Atlantic Tuna with chunk baits	15- to 40-lb. test
20# Sailfish Special	Sailfish tournaments and recreational angling	20-lb. test
6# Light Line Special	World record attempts	6- to 10-lb. test
12# Light Line Special	Light line tournaments	12- to 15-lb. test
20# Bottom Fishing Special	Bottom fishing near structure	20- to 40-lb. test
50# Bottom Fishing Special	Bottom fishing near structure	50- to 80-lb. test

Model (Optimal/Max)	Freespool	Warning	Strike	Full	MSRP
Long Range Special	0/0	1.5/18.7	8.3/30.8	12.3/34.1	N/A
White Marlin Special	0/0	0.3/1.8	8/9.5	15/22	\$49.99
Kingfish Special	0/0	0.3/16.5	4/22	8/26.4	\$49.99
Chunk Fishing Special	0/0	0.3/11.4	7/22	15/39.6	\$49.99
20# Sailfish Special	0/0	0.3/11.4	7/22	10/30	\$49.99
6# Light Line Special	0/0	0.2/19.4	2/26.4	5.5/30.8	\$49.99
12# Light Line Special	0/0	0.2/14.3	4/19.8	11/26.4	\$49.99
20# Bottom Fishing Special	0/0	1.0/13.2	7/20.9	12/24.2	\$49.99
50# Bottom Fishing Special	0/0	2.0/8.4	18/22	30/39.6	\$49.99



TORSA®



TS40

Torsa® 40



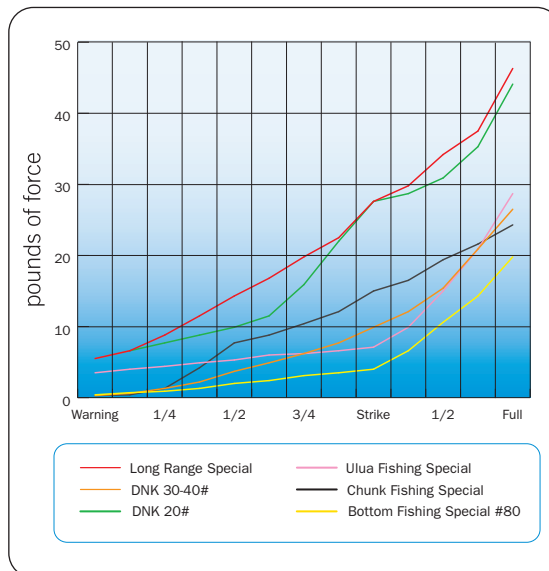
Model	Line Retrieve Per Crank (in)	Mono Line Capacity (# Test/yd)	PowerPro® Line Capacity (# Test/yd)	Max Drag (lb)	S A-RB® Ball Bearings	A-RB® Roller Bearings	Gear Ratio	Weight (oz)	MSRP
TS40	43	30/470,40/320,50/260	65/725, 80/575, 100/435	*	8	1	4.9:1	36.4	\$789.99

*Varies with cam selection

Interchangeable Drag Cams For TS40

Model	Primary Application	Recommended Line
Long Range Special	All purpose	20- to 65-lb. test
80# Bottom Fishing Special	Bottom fishing in Gulf	80-lb. test
Ulua Fishing Special	Ulua fishing in Hawaii	20- to 30-lb. test
20# D.N.K.	Dink fishing in Florida for sailfish	20-lb. test
30-40# D.N.K.	Dink fishing in North Carolina for marlin	30- to 40-lb. test
Chunk Fishing Special	Chunk fishing in heavy currents	50- to 60-lb. test

Model (Optimal/Max)	Freespool	Warning	Strike	Full	MSRP
Long Range Special	0/0	5.5/7.1	27.6/28.7	46.3/50.7	N/A
80# Bottom Fishing Special	0/0	5.5/8.8	27.6/30.9	44.1/50.7	\$49.99
Ulua Fishing Special	0/0	3.5/10.1	7.1/14.3	28.7/44.1	\$49.99
20# D.N.K.	0/0	0.4/7.1	4.0/12.8	19.8/30.9	\$49.99
30-40# D.N.K.	0/0	0.3/7.7	9.9/19.8	26.5/40.8	\$49.99
Chunk Fishing Special	0/0	0.3/5.1	15.0/24.3	24.3/34.2	\$49.99



TALICA®

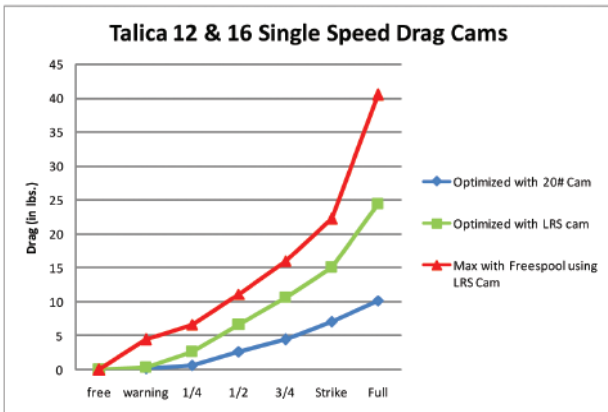
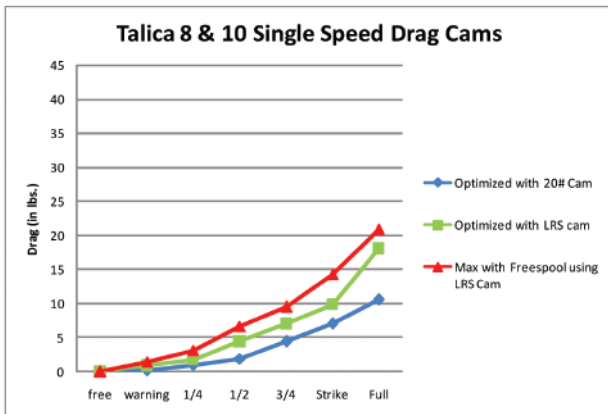
NEW



Talica® NEW

Model	Line Retrieve Per Crank (in)	Mono Line Capacity (# Test/yd)	PowerPro® Line Capacity (# Test/yd)	Full Max Drag with Freespool (lb-LRS Cam)	Strike Max Drag with Freespool (lb-LRS Cam)	S A-RB® Ball Bearings	A-RB® Roller Bearings	Gear Ratio	Weight (oz)	MSRP
TAC8	38	15/280, 20/200, 25/165	40/395, 50/390, 65/235	20.0	13.0	6	1	6.2:1	15.9	\$419.99
TAC10	38	15/380, 20/270, 25/215	40/540, 50/535, 65/335	20.0	13.0	6	1	6.2:1	16.4	\$419.99
TAC12	41	20/350, 25/280, 30/230	50/700, 65/400, 80/355	40.0	22.0	6	1	5.7:1	23.1	\$439.99
TAC16	41	20/440, 25/350, 30/300	50/845, 65/485, 80/430	40.0	22.0	6	1	5.7:1	23.6	\$439.99

Talica® Single Speed Drag Curves



PRE-INSTALLED L.R.S. STYLE DRAG CAM

Smooth drag is very important and one that Shimano® prides itself upon throughout the product line. Talica® is no exception to the rule. However, being able to fish 3 to 4 line classes heavier than you would normally on a reel of its size makes Talica® more fun to fish since you spend less time fighting your tackle and more time fighting the fish. Pre-installed with an L.R.S. (Long Range Special) style drag cam, which is designed to provide maximum drag output for heavy settings with heavy line, the Talica® Single speeds are specifically designed for fishing heavy PowerPro® Hollow-Ace™ with short Fluorocarbon topshots. The 8 & 10 sizes will fish 50 pound PowerPro® Hollow-Ace™ with ease, while the 12 & 16 sizes can utilize up to 100 pound Hollow-Ace™!

SPECIAL 20 POUND CAM INCLUDED IN THE BOX

Not to be forgotten are the light line anglers, who prefer to use monofilament to target species like Sailfish and White Marlin. Many times these anglers use "light" line such as 12-20# monofilament simply for the sport. However, many utilize these light lines to target a specific line class in a tournament or also for World Record attempts. The Talica® single speeds also come with a second cam in box just for these anglers. This drag curve was designed using feedback during Torsa®'s initial field testing at the Master's Tournament in Cancun, Mexico. With input from Master's Tournament anglers Stewart Campbell, Tom Greene and Bill Buckland, we created the S.F.S 20 cam. Optimized for 20# test line, it features a low, gradual area from Warning to the Half position that begins at 1/4 pound of drag to allow the angler minimal tension on the line when the fish bites and to allow the angler to quickly back of on a running fish. The steep section from the 1/2 to the Full position allows the target Strike setting of 6-8 pounds while providing a Full setting of 10 pounds. This cam allows the angler to use these powerful little reels without worrying about the drag backing off at these relatively low drag settings due to boat vibration, or the reel going into to freespool too early on the lever's range as a result of a drag curve designed for heavier line classes. (These cams are included in the box of all Talica® Single Speed models and available for purchase to use on any Talica® 2-Speed Model. Please see your local Shimano® Retailer for details)


TALICA® II



TAC8II



TAC10II



TAC12II



TAC16II



TAC20II



TAC25II

Talica® II

Model	Line Retrieve Per Crank (in)	Mono Line Capacity (# Test/yd)	PowerPro® Line Capacity (# Test/yd)	Full Max Drag with Freespool (lb)	Strike Max Drag with Freespool (lb)	S A-RB® Ball Bearings	High Gear Ratio	Low Gear Ratio	Weight (oz)	MSRP	
TAC8II	38/25	15/280, 20/200, 25/165	40/395, 50/390, 65/235	20.0	13.0	6	6.2:1	4.1:1	18.2	\$479.99	
TAC10II	38/25	15/380, 20/270, 25/215	40/540, 50/535, 65/335	20.0	13.0	6	6.2:1	4.1:1	18.6	\$479.99	
TAC12II	41/22	20/350, 25/280, 30/230	50/700, 65/400, 80/355	40.0	22.0	6	5.7:1	3.1:1	25.7	\$499.99	
TAC16II	41/22	20/440, 25/350, 30/300	50/845, 65/485, 80/430	40.0	22.0	6	5.7:1	3.1:1	26.5	\$499.99	
TAC20II	46/20	30/470, 40/320, 50/260	65/725, 80/575, 100/435	45	30	6	5.2:1	2.3:1	32.3	\$599.99	New Model
TAC25II	46/20	30/550, 40/420, 50/340	65/1010, 80/730, 100/470	45	30	6	5.2:1	2.3:1	33.2	\$619.99	New Model

TRINIDAD® A NEW



TN10A



TN12A



TN14A



TN16NA



TN20A



TN30A



TN16A

Trinidad® A NEW

Model	Line Retrieve Per Crank (in)	Estimated Mono Line Capacity (# Test/yd)	Estimated PowerPro® Line Capacity (# Test/yd)	Max Drag (lb)	S A-RB® Bearings	A-RB® Bearings	Gear Ratio	Estimated Weight (oz)	MSRP
TN10A	38	10/300	30/245, 50/210	17	8	1	6.3:1	*13.6	\$449.99
TN12A	38	12/300, 14/420, 16/220	40/280, 50/275, 65/175	17	8	1	6.3:1	*13.8	\$459.99
TN14A	38	14/300, 16/270, 20/200	40/375, 50/370, 65/240	17	8	1	6.3:1	*14.7	\$469.99
TN16NA	46	14/300, 16/270, 20/200	50/370, 65/235, 80/190	25	8	1	6.2:1	19.3	\$479.99
TN16A	46	16/450, 20/320	50/530, 65/330, 80/250	25	8	1	6.2:1	19.4	\$479.99
TN20A	46	20/420, 25/300	50/710, 65/375, 80/310	25	8	1	6.2:1	19.8	\$489.99
TN30A	46	25/420, 30/350	50/1015, 65/515, 80/415	25	8	1	6.2:1	20.5	\$499.99

*Weights are approximate

Visit <http://fish.shimano.com>

TYRNOS®



Tyrnos®

Model	Line Retrieve Per Crank (in)	Mono Line Capacity (# Test/yd)	PowerPro® Line Capacity (# Test/yd)	Full Max Drag (lb)	Strike Max Drag (lb)	A-RB® Ball Bearings	Gear Ratio	Weight (oz)	MSRP
TYR8	37	20/170	30/370, 40/295, 50/290	18.0	12.0	4	6.0:1	18.7	\$239.99
TYR10	37	20/230	40/370, 50/365, 65/240	18.0	12.0	4	6.0:1	19.0	\$239.99
TYR12	35	15/420, 20/300, 25/250	40/495, 50/490, 65/320	33.0	13.0	4	5.0:1	26.8	\$239.99
TYR16	35	20/520, 25/420, 30/350	50/775, 65/750, 80/690	33.0	13.0	4	5.0:1	28.9	\$249.99
TYR20	45	20/700, 30/450, 40/330	50/820, 65/785, 80/725	33.0	16.5	4	5.0:1	36.0	\$249.99
TYR30	45	30/600, 40/450, 50/350	50/900, 65/845, 80/750	33.0	16.5	4	5.0:1	38.1	\$259.99
TYR50LRS	44	50/700	80/1120, 100/930, 150/800	42.0	32.0	4	4.0:1	57.0	\$369.99


TYRNOS® 2-SPEED



Tyrnos® 2-Speed

Model	Line Retrieve Per Crank (in)	Mono Line Capacity (# Test/yd)	PowerPro® Line Capacity (# Test/yd)	Full Max Drag (lb)	Strike Max Drag (lb)	A-RB® Ball Bearings	Gear Ratio	Weight (oz)	MSRP
TYR8II	37/22	20/170	30/370, 40/295, 50/290	18.0	12.0	4	6.0:1/3.5:1	22.0	\$329.99
TYR10II	37/22	20/230	40/370, 50/365, 65/240	18.0	12.0	4	6.0:1/3.5:1	22.6	\$329.99
TYR12II	35/14	15/420, 20/300, 25/250	40/495, 50/490, 65/320	33.0	13.0	4	5.0:1/2.0:1	30.0	\$329.99
TYR16II	35/14	20/520, 25/420, 30/350	50/775, 65/750, 80/690	33.0	13.0	4	5.0:1/2.0:1	31.6	\$339.99
TYR20II	45/18	20/700, 30/450, 40/330	50/820, 65/785, 80/725	33.0	16.5	4	5.0:1/2.5:1	39.2	\$349.99
TYR30II	45/18	30/600, 40/450, 50/350	50/900, 65/845, 80/750	33.0	16.5	4	5.0:1/2.5:1	40.9	\$359.99
TYR50IILRS	44/16	50/700	80/1120, 100/930, 150/800	42.0	32.0	4	4.0:1/1.5:1	57.4	\$469.99

TORIUM®



Torium®

Model	Line Retrieve Per Crank (in)	Mono Line Capacity (# Test/yd)	PowerPro® Line Capacity (# Test/yd)	Full Max Drag (lb)	Strike Max Drag (lb)	A-RB® Ball Bearings	Gear Ratio	Weight (oz)	MSRP
TOR14	36	14/300, 16/270, 20/200	40/365, 50/360, 65/225	13.0	3	1	6.2:1	15.7	\$179.99
TOR16	46	16/450, 20/320	50/510, 65/335, 80/260	22.0	3	1	6.2:1	22.4	\$179.99
TOR20	46	20/420, 25/300	50/715, 65/445, 80/340	22.0	3	1	6.2:1	22.8	\$189.99
TOR30	46	25/420, 30/350	50/760, 65/570, 80/460	22.0	3	1	6.2:1	23.3	\$199.99
TOR50	43	40/490, 50/440	65/845, 80/710, 100/540	30.0	3	1	4.9:1	33.2	\$279.99

TEKOTA®



Tekota®

Model	Line Retrieve Per Crank (in)	Mono Line Capacity (# Test/yd)	PowerPro® Line Capacity (# Test/yd)	Max Drag (lb)	A-RB® Ball Bearings	A-RB® Roller Bearings	Gear Ratio	Weight (oz)	MSRP
TEK300	25	12/275, 14/220, 16/185	30/255, 40/210, 50/205	12.0	3	1	4.2:1	13.3	\$169.99
TEK300LC	25	12/275, 14/220, 16/185	30/255, 40/210, 50/205	12.0	3	1	4.2:1	14.3	\$179.99
TEK500	25	12/440, 14/340, 16/285	40/390, 50/385, 65/365.15	18.0	3	1	4.2:1	15.3	\$169.99
TEK500LC	25	12/440, 14/340, 16/285	40/390, 50/385, 65/365.15	18.0	3	1	4.2:1	16.3	\$179.99
TEK600	25	16/390, 20/300, 25/240	40/515, 50/510, 65/325	18.0	3	1	4.2:1	16.0	\$179.99
TEK600LC	25	16/390, 20/300, 25/240	40/515, 50/510, 65/325	18.0	3	1	4.2:1	16.9	\$189.99
TEK700	33	25/410, 30/350, 40/290	50/735, 65/570, 80/430	24.0	3	1	4.2:1	28.8	\$199.99
TEK800	33	25/530, 30/450, 40/370	50/820, 65/780, 80/640	24.0	3	1	4.2:1	29.8	\$199.99
TEK700LC	33	25/410, 30/350, 40/290	50/735, 65/570, 80/430	24.0	3	1	4.2:1	30.0	\$239.99
TEK800LC	33	25/530, 30/450, 40/370	50/820, 65/780, 80/640	24.0	3	1	4.2:1	31.0	\$249.99

TLD®



TLD15



TLD20



TLD25

TLD®

Model	Line Retrieve Per Crank (in)	Mono Line Capacity (# Test/yd)	PowerPro® Line Capacity (# Test/yd)	Full Max Drag (lb)	Strike Max Drag (lb)	A-RB® Ball Bearings	Gear Ratio	Weight (oz)	MSRP
TLD15	30	20/450, 25/350, 30/300	50/700, 65/530, 80/405	22.0	15.0	4	4.0:1	18.6	\$139.99
TLD20	32	20/700, 30/450, 40/330	50/820, 65/745, 80/660	23.0	17.0	4	3.6:1	23.6	\$159.99
TLD25	32	30/600, 40/450, 50/350	50/1015, 65/980, 80/845	22.0	17.0	4	3.6:1	24.5	\$179.99

TLD® 2-SPEED



TLD20IIA



TLD30IIA



TLD50IIA




TLD50IILRSA

TLD® II A

Model	Line Retrieve Per Crank (in)	Mono Line Capacity (# Test/yd)	PowerPro® Line Capacity (# Test/yd)	Full Max Drag (lb)	Strike Max Drag (lb)	A-RB® Ball Bearings	High Gear Ratio	Low Gear Ratio	Weight (oz)	MSRP
TLD20IIA	37/16	20/700, 30/450, 50/250	50/820, 65/745, 80/660	30.0	22.0	4	4.0:1	1.7:1	36.2	\$289.99
TLD30IIA	37/16	20/800, 30/600, 40/450, 50/350	50/1210, 65/1015, 80/910	33.0	24.0	4	4.0:1	1.7:1	37.5	\$299.99
TLD50IIA	38/15	50/700	65/1200, 80/1095, 100/920	37.0	29.0	4	3.5:1	1.4:1	57.3	\$399.99
TLD50IILRSA	38/15	80/440	65/1200, 80/1095, 100/920	42.0	32.0	4	3.5:1	1.4:1	57.3	\$399.99

Charter Special®



TR1000LD



TR2000LD

Charter Special®

Model	Line Retrieve Per Crank (in)	Mono Line Capacity (# Test/yd)	PowerPro® Line Capacity (# Test/yd)	Full Max Drag (lb)	Strike Max Drag (lb)	A-RB® Ball Bearings	Gear Ratio	Weight (oz)	MSRP
TR1000LD	26	12/390, 14/330, 17/250	40/410, 50/405, 65/390	33.0	22.0	4	4.2:1	16.4	\$129.99
TR2000LD	26	14/480, 17/400, 20/300	40/555, 50/550, 65/450	33.0	22.0	4	4.2:1	17.1	\$129.99

SpeedMaster® IV



TSM4


Speedmaster® IV

Model	Line Retrieve Per Crank (in)	Mono Line Capacity (# Test/yd)	PowerPro® Line Capacity (# Test/yd)	Max Drag (lb)	A-RB® Ball Bearings	Gear Ratio	Weight (oz)	MSRP
TSMIV	44	20/480, 25/390, 30/330	50/995, 65/570, 80/435	11.0	3	6.0:1	17.6	\$119.99

TLD®-STAR



TLD1530S



TLD2040S

TLD® Star

Model	Line Retrieve Per Crank (in)	Mono Line Capacity (# Test/yd)	PowerPro® Line Capacity (# Test/yd)	Max Drag (lb)	A-RB® Ball Bearings	Gear Ratio	Weight (oz)	MSRP
TLD1530S	38	20/360, 25/290	50/750, 65/420, 80/340	13.2	2	5.2:1	16.8	\$109.99
TLD2040S	38	20/480, 25/390, 30/330	50/995, 65/570, 80/435	13.2	2	5.2:1	17.6	\$109.99

TR®



TRN100G



TRN200G

TR®

Model	Line Retrieve Per Crank (in)	Mono Line Capacity (# Test/yd)	PowerPro® Line Capacity (# Test/yd)	Max Drag (lb)	Shielded Stainless Steel Ball Bearings	Gear Ratio	Weight (oz)	MSRP
TRN100G	25	12/390, 14/330, 17/250	40/410, 50/405, 65/390	14.0	1	4.3:1	12.5	\$69.99
TRN200G	25	14/480, 17/400, 20/300	40/555, 50/550, 65/450	14.0	1	4.3:1	13.2	\$69.99

MOOCHER PLUS® GT



MCR2000GTPA



MCR4000GTPA

Moocher Plus®

Model	Line Retrieve Per Crank (in)	Mono Line Capacity (# Test/yd)	PowerPro® Line Capacity (# Test/yd)	Max Drag (lb)	Weight (oz)	MSRP
MCR2000GTPA	14	14/550, 17/460, 20/350	50/660, 65/405, 80/365	5.0	17.2	\$89.99
MCR4000GTPA	14	20/520, 25/420	50/880, 65/570, 80/445	5.0	17.2	\$89.99

STELLA® SW



STL5000SW



STL8000SW



STL8000SWPG



STL10000SW



STL18000SW



STL20000SW

Stella® SW



Model	Line Retrieve Per Crank (in)	Mono Line Capacity (# Test/yd)	PowerPro® Line Capacity (# Test/yd)	Max Drag (lb)	S A-RB® Ball Bearings	Roller Bearings	Gear Ratio	Weight (oz)	MSRP
STL5000SW	40	10/240, 12/170, 14/135	20/245, 30/225, 40/175	29.0	14	1	6.2:1	14.3	\$729.99
STL8000SW	48	12/325, 16/235, 20/185	40/280, 50/275, 65/195	55.0	14	1	5.6:1	23.7	\$829.99
STL8000SWPG	40	12/325, 16/235, 20/185	40/280, 50/275, 65/195	55.0	14	1	4.9:1	23.7	\$829.99
STL10000SW	50	12/500, 16/320, 20/220	50/405, 65/220, 80/185	51.0	14	1	5.8:1	23.5	\$829.99
STL18000SW	50	20/415, 25/340, 30/280	50/845, 65/470, 80/390	55.0	14	1	5.7:1	29.5	\$949.99
STL20000SW	41	20/460, 25/380, 30/320	65/525, 80/445, 100/305	55.0	14	1	4.4:1	30.2	\$949.99

Saragosa®



SRG3000F



SRG4000F



SRG6000F



SRG8000F



SRG14000F



SRG18000F



SRG5000F

Saragosa®

Model	Line Retrieve Per Crank (in)	Mono Line Capacity (# Test/yd)	PowerPro® Line Capacity (# Test/yd)	Max Drag (lb)	S A-RB® Ball Bearings	Roller Bearings	Gear Ratio	Weight (oz)	MSRP
SRG3000F	32	6/230, 8/170, 10/140	10/240, 15/195, 30/135	22.0	5	1	6.0:1	12.7	\$189.99
SRG4000F	33	8/240, 10/200, 12/160	15/270, 20/190, 40/145	22.0	5	1	6.0:1	12.5	\$189.99
SRG5000F	34	10/240, 12/195, 14/165, 16/140	20/255, 30/230, 40/185	22.0	5	1	5.2:1	20.6	\$219.99
SRG6000F	36	10/300, 12/265, 16/170, 20/120	30/245, 50/210, 65/180	27.0	5	1	5.2:1	21.2	\$219.99
SRG8000F	36	10/390, 12/320, 14/270, 16/220, 20/160	40/300, 50/295, 65/185	27.0	5	1	5.2:1	20.6	\$229.99
SRG14000F	41	20/350, 25/290, 30/220	50/600, 65/390, 80/315	44.0	6	1	4.9:1	28.7	\$299.99
SRG18000F	41	20/380, 25/310, 30/250	50/655, 65/405, 80/345	44.0	6	1	4.9:1	28.4	\$299.99

*Septon® is a registered trademark of Kuraray Co., Ltd.

SPHEROS®



Spheros®

Model	Line Retrieve Per Crank (in)	Mono Line Capacity (# Test/yd)	PowerPro® Line Capacity (# Test/yd)	Max Drag (lb)	S A-RB® Ball Bearings	Roller Bearings	Gear Ratio	Weight (oz)	MSRP
SP3000FB	27	6/230, 8/170, 10/140	10/240, 15/195, 30/135	22.0	3	1	5.1:1	12.5	\$109.99
SP4000FB	29	8/240, 10/200, 12/160	15/270, 20/190, 40/145	22.0	3	1	5.1:1	12.3	\$109.99
SP5000FB	31	10/240, 12/195, 14/165, 16/140	20/255, 30/230, 40/185	22.0	3	1	4.7:1	19.6	\$129.99
SP6000FB	33	10/300, 12/265, 16/170, 20/120	30/245, 50/210, 65/180	27.0	3	1	4.7:1	20.1	\$129.99
SP8000FB	33	10/390, 12/320, 14/270, 16/220, 20/160	40/300, 50/295, 65/185	27.0	3	1	4.7:1	19.6	\$139.99
SP14000FB	38	20/350, 25/290, 30/220	50/600, 65/390, 80/315	44.0	4	1	4.6:1	27.7	\$179.99
SP18000FB	38	20/380, 25/310, 30/250	50/655, 65/405, 80/345	44.0	4	1	4.6:1	26.8	\$179.99

SOCORRO®



Socorro®

Model	Line Retrieve Per Crank (in)	Mono Line Capacity (# Test/yd)	PowerPro® Line Capacity (# Test/yd)	Gear Ratio	Max Drag (lb)	Shielded Stainless Steel Ball Bearings	Roller Bearings	Weight (oz)	MSRP
SOC4000F	32	8/240, 10/200, 12/160	15/270, 20/190, 40/145	5.1:1	14.0	1	1	12.0	\$69.99
SOC6000F	35	12/265, 16/170, 20/120	30/245, 50/210, 65/140	4.9:1	20.0	1	1	20.5	\$69.99
SOC8000F	35	14/270, 16/220, 20/160	40/300, 50/295, 65/185	4.9:1	21.0	1	1	20.5	\$69.99
SOC10000F	35	12/500, 16/300, 20/220	50/345, 65/220, 80/185	4.9:1	22.0	1	1	20.5	\$69.99

THUNNUS® C14 **NEW**



Thunnus® C14 **NEW**

Model	Line Retrieve Per Crank (in)	Mono Line Capacity (# Test/yd)	PowerPro® Line Capacity (# Test/yd)	Max Drag (lb)	S SUS Bearings	Roller Clutch	Gear Ratio	Grip Shape	Weight (oz)	MSRP
TU4000C14	30	8/240, 10/200, 12/160	15/270, 20/190, 40/145	15	0	1	4.8	SW T-Type	12.7	\$259.99
TU6000C14	35	10/300, 12/265, 16/170, 20/120	30/245, 50/210, 65/130	20	0	1	4.8	Small Egg	18	\$269.99
TU8000C14	36	14/295, 17/250, 20/195	40/295, 50/290, 65/180	20	0	1	4.8	Small Egg	19.4	\$279.99
TU12000C14	37	12/550, 16/350, 20/265	50/505, 65/310, 80/230	25	0	1	4.4	Large Egg	27.7	\$299.99

BAITRUNNER®



Baitrunner® D series

Model	Line Retrieve Per Crank (in)	Mono Line Capacity (# Test/yd)	PowerPro® Line Capacity (# Test/yd)	Max Drag (lb)	Baitrunner® Max Drag (lb)	S A-RB® Ball Bearings	Roller Bearings	Gear Ratio	Weight (oz)	MSRP
BTR4000D	28	8/240, 10/200, 12/160	15/270, 20/190, 40/145	15.0	2.0	3	1	4.8:1	13.5	\$159.99
BTR6000D	35	10/300, 12/265, 16/170	30/245, 50/210, 65/130	20.0	2.0	3	1	4.8:1	20.1	\$169.99
BTR8000D	36	14/295, 17/250, 20/195	40/295, 50/290, 65/180	20.0	2.0	3	1	4.8:1	21.7	\$179.99
BTR12000D	37	12/550, 16/350, 20/265	50/505, 65/310, 80/230	25.0	2.0	3	1	4.4:1	30.0	\$189.99

STELLA® FE **NEW**



STL1000FE



STL2500FE



STL3000FE



STL4000FE

Stella® FE **NEW**

Platinum Service Plan



Model	Line Retrieve Per Crank (in)	Mono Line Capacity (# Test/yd)	PowerPro® Line Capacity (# Test/yd)	Max Drag (lb)	S A-RB® Ball Bearings	Roller Bearings	Gear Ratio	Grip Shape	Weight (oz)	MSRP
STL1000FE	25	6/130, 8/100, 10/85, 12/65	10/90, 15/85, 20/65	7	14	1	5.0:1	Paddle	6.0	\$699.99
STL2500FE	35	8/170, 10/150, 12/120	10/150, 15/145, 30/100	20	14	1	6.0:1	Flat T	8.0	\$729.99
STL3000FE	35	8/220, 10/185, 12/150, 16/100	10/200, 20/140, 40/105	20	14	1	6.0:1	SW T Type	8.1	\$729.99
STL4000FE	38	12/200, 14/170, 16/150, 20/110	15/280, 30/170, 50/150	24	14	1	6.2:1	SW T Type	9.5	\$749.99

SUSTAIN® FE



SA1000FE



SA2500FE



SA3000FE



SA4000FE



SA5000FE



SA6000FE



SA8000FE

Sustain® FE



Model	Line Retrieve Per Crank (in)	Mono Line Capacity (# Test/yd)	PowerPro® Line Capacity (# Test/yd)	Max Drag (lb)	S A-RB® Ball Bearings	Roller Bearings	Gear Ratio	Grip Shape	Weight (oz)	MSRP
SA1000FE	29	2/270, 4/140, 6/110	10/95, 15/85, 20/65	7.0	7	1	6.0:1	Paddle	7.4	\$249.99
SA2500FE	35	6/200, 8/140, 10/120	10/170, 15/145, 30/95	15.0	7	1	6.0:1	Flat T	9.5	\$249.99
SA3000FE	35	6/230, 8/170, 10/140	10/235, 20/145, 40/110	15.0	7	1	6.0:1	SW T Type	9.5	\$249.99
SA4000FE	36	8/240, 10/200, 12/160	15/265, 30/175, 50/145	20.0	7	1	5.8:1	SW T Type	11.3	\$269.99
SA5000FE	37	10/240, 12/195, 14/165	20/220, 30/200, 40/160, 50/155	25.0	7	1	5.7:1	SW T Type	13.9	\$269.99
SA6000FE	42	12/265, 16/170, 20/120	30/290, 50/240, 65/155	29.0	7	1	5.7:1	Egg	20.8	\$299.99
SA8000FE	42	12/345, 16/250, 20/185	40/270, 50/265, 65/195	29.0	7	1	5.7:1	Egg	20.3	\$299.99

*Septon® is a registered trademark of Kuraray Co., Ltd.

STRADIC® CI4



STCI41000F



STCI43000F



STCI42500F



STCI44000F

Stradic® CI4F



Model	Line Retrieve Per Crank (in)	Mono Line Capacity (# Test/yd)	PowerPro® Line Capacity (# Test/yd)	Max Drag (lb)	S A-RB® Ball Bearings	Roller Bearings	Gear Ratio	Grip Shape	Weight (oz)	MSRP
STCI41000F	29	2/270, 4/140, 6/110	10/95, 15/85, 20/65	7.0	6	1	6.0:1	Round EVA	6.2	\$199.99
STCI42500F	34	6/200, 8/140, 10/120	10/170, 15/145, 30/95	15.0	6	1	6.0:1	Round EVA	7.0	\$199.99
STCI43000F	35	6/230, 8/170, 10/140	10/235, 20/145, 40/110	15.0	6	1	6	EVA Power	7.2	\$209.99 New Model
STCI44000F	37	8/240, 10/200, 12/160	15/265, 30/175, 50/145	20.0	6	1	5.8	EVA Power	9.3	\$219.99 New Model

STRADIC® CI4 **NEW**



STCI41000FML

Stradic® CI4F Microline



Model	Line Retrieve Per Crank (in)	PowerPro® Line Capacity (# Test/yd)	Max Drag (lb)	S A-RB® Ball Bearings	Roller Bearings	Gear Ratio	Grip Shape	Weight (oz)	MSRP
STCI41000FML	29	3/180, 4/150, 5/120	4.0	6	1	6	EVA	6.1	\$199.99 New Model

*Septon® is a registered trademark of Kuraray Co., Ltd.

STRADIC® FI



ST1000FI



ST2500FI



ST3000FI



ST4000FI



ST5000FI



ST6000FI



ST8000FI

Stradic® FI



Model	Line Retrieve Per Crank (in)	Mono Line Capacity (# Test/yd)	PowerPro® Line Capacity (# Test/yd)	Max Drag (lb)	S A-RB® Ball Bearings	Roller Bearings	Gear Ratio	Grip Shape	Weight (oz)	MSRP
ST1000FI	29	2/270, 4/140, 6/110	10/95, 15/85, 20/65	7.0	5	1	6.0:1	Paddle	7.4	\$159.99
ST2500FI	34	6/200, 8/140, 10/120	10/170, 15/145, 30/95	15.0	5	1	6.0:1	Flat T	9.5	\$159.99
ST3000FI	35	6/230, 8/170, 10/140	10/235, 20/145, 40/110	15.0	5	1	6.0:1	SW T Type	9.5	\$159.99
ST4000FI	36	8/240, 10/200, 12/160	15/265, 30/175, 50/145	20.0	5	1	5.8:1	SW T Type	11.6	\$179.99
ST5000FI	37	10/240, 12/195, 14/165	20/220, 30/200, 40/160, 50/155	25.0	5	1	5.7:1	SW T Type	14.1	\$179.99
ST6000FI	42	12/265, 16/170, 20/120	30/290, 50/240, 65/155	29.0	5	1	5.7:1	Egg	21.0	\$199.99
ST8000FI	42	12/345, 16/250, 20/185	40/270, 50/265, 65/195	29.0	5	1	5.7:1	Egg	20.5	\$199.99

SAROS® F



SAR1000F



SAR2500F



SAR3000F



SAR4000F

Saros® F



Model	Line Retrieve Per Crank (in)	Line Capacity (# Test/yd)	PowerPro® Line Capacity (# Test/yd)	Max Drag (lb)	S A-RB® Ball Bearings	Roller Bearings	Gear Ratio	Grip Shape	Weight (oz)	MSRP
SAR1000F	28	2/270, 4/140, 6/110	10/95, 15/85, 20/65	7.0	5	1	5.6:1	Paddle	7.1	\$129.99
SAR2500F	34	6/200, 8/140, 10/120	10/170, 15/145, 30/95	11.0	5	1	6.0:1	Flat T	9.9	\$129.99
SAR3000F	34	6/230, 8/170, 10/140	10/235, 20/145, 40/110	15.0	5	1	6.0:1	SW T Type	10.1	\$129.99
SAR4000F	37	8/240, 10/200, 12/160	15/265, 30/175, 50/145	15.0	5	1	5.7:1	SW T Type	13.6	\$129.99

*Septon® is a registered trademark of Kuraray Co., Ltd.

Visit <http://fish.shimano.com>

SYMETRE®

FJ series



Symetre® FJ

Model	Line Retrieve Per Crank (in)	Mono Line Capacity (# Test/yd)	PowerPro® Line Capacity (# Test/yd)	Max Drag (lb)	S A-RB® Ball Bearings	Roller Bearings	Gear Ratio	Weight (oz)	MSRP
SY500FJ	21	2/190, 4/100, 6/60	5/135, 8/105, 10/65, 15/60	4.0	4	1	4.7:1	6.1	\$99.99
SY1000FJ	28	2/270, 4/140, 6/110	10/95, 15/85, 20/65	7.0	4	1	5.6:1	7.1	\$99.99
SY2500FJ	35	6/200, 8/140, 10/120	10/170, 15/145, 30/95	11.0	4	1	6.2:1	10.1	\$99.99
SY3000FJ	35	6/230, 8/170, 10/140	10/235, 20/145, 40/110	15.0	4	1	6.2:1	9.9	\$99.99
SY4000FJ	37	8/240, 10/200, 12/160	15/265, 30/175, 50/145	15.0	4	1	5.7:1	14.1	\$99.99

SYMETRE®

RJ series



Symetre® RJ

Model	Line Retrieve Per Crank (in)	Mono Line Capacity (# Test/yd)	PowerPro® Line Capacity (# Test/yd)	Max Drag (lb)	S A-RB® Ball Bearings	Roller Bearings	Gear Ratio	Weight (oz)	MSRP
SY1500RJ	32	4/170, 6/130, 8/90	10/130, 15/100, 20/85	6.0	4	1	6.2:1	10.2	\$99.99
SY2500RJ	35	6/200, 8/140, 10/120	10/170, 15/145, 30/95	6.0	4	1	6.2:1	10.4	\$99.99
SY4000RJ	36	8/240, 10/200, 12/160	15/265, 30/175, 50/145	8.0	4	1	5.7:1	14.5	\$99.99

SAHARA®

FD series



Sahara® FD

Model	Line Retrieve Per Crank (in)	Mono Line Capacity (# Test/yd)	PowerPro® Line Capacity (# Test/yd)	Max Drag (lb)	S A-RB® Ball Bearings	Roller Bearings	Gear Ratio	Weight (oz)	MSRP
SH500FD	21	2/190, 4/100, 6/60	5/135, 8/105, 10/65, 15/60	4.0	3	1	4.7:1	6.1	\$79.99
SH1000FD	28	2/270, 4/140, 6/110	10/95, 15/85, 20/65	7.0	3	1	5.6:1	6.9	\$79.99
SH2500FD	35	6/200, 8/140, 10/120	10/170, 15/145, 30/95	11.0	3	1	6.2:1	9.9	\$79.99
SH3000FD	35	6/230, 8/170, 10/140	10/235, 20/145, 40/110	15.0	3	1	6.2:1	9.7	\$79.99
SH4000FD	37	8/240, 10/200, 12/160	15/265, 30/175, 50/145	15.0	3	1	5.7:1	13.9	\$79.99

SEDONA®

FD series



Sedona® FD

Model	Line Retrieve Per Crank (in)	Mono Line Capacity (# Test/yd)	PowerPro® Line Capacity (# Test/yd)	Max Drag (lb)	Shielded Stainless Steel Ball Bearings	Roller Bearings	Gear Ratio	Weight (oz)	MS
SE500FD	21	2/190, 4/100, 6/60	5/135, 8/105, 10/65, 15/60	4.0	4	1	4.7:1	6.2	\$59.99
SE1000FD	28	2/270, 4/140, 6/110	10/95, 15/85, 20/65	7.0	4	1	6.2:1	7.7	\$59.99
SE2500FD	32	6/200, 8/140, 10/120	10/170, 15/145, 30/95	15.0	4	1	6.2:1	9.5	\$59.99
SE4000FD	33	8/240, 10/200, 12/160	15/265, 30/175, 50/145	20.0	4	1	5.7:1	12.5	\$59.99

SPIREX®

FG series



SR1000FG



SR2500FG



SR4000FG

Spirex® FG

Model	Line Retrieve Per Crank (in)	Mono Line Capacity (# Test/yd)	PowerPro® Line Capacity (# Test/yd)	Max Drag (lb)	Shielded Stainless Steel Ball Bearings	Roller Bearings	Gear Ratio	Weight (oz)	MSRP
SR1000FG	28	2/270, 4/140, 6/110	10/95, 15/85, 20/65	7.0	5	0	6.2:1	8.8	\$59.99
SR2500FG	32	6/200, 8/140, 10/120	10/170, 15/145, 30/95	15.0	5	0	6.2:1	10.6	\$59.99
SR4000FG	33	8/240, 10/200, 12/160	15/265, 30/175, 50/145	20.0	5	0	5.7:1	13.9	\$59.99

SPIREX®

RG series



SR1000RG



SR2500RG



SR4000RG

Spirex® RG

Model	Line Retrieve Per Crank (in)	Mono Line Capacity (# Test/yd)	PowerPro® Line Capacity (# Test/yd)	Max Drag (lb)	Shielded Stainless Steel Ball Bearings	Roller Bearings	Gear Ratio	Weight (oz)	MSRP
SR1000RG	28	2/270, 4/140, 6/110	10/95, 15/85, 20/65	6.0	5	0	6.2:1	9.9	\$59.99
SR2500RG	33	6/200, 8/140, 10/120	10/170, 15/145, 30/95	7.0	5	0	6.2:1	11.3	\$59.99
SR4000RG	33	8/240, 10/200, 12/160	15/265, 30/175, 50/145	9.0	5	0	5.7:1	14.5	\$59.99

Sonora®

FB series



SON1000FB



SON2500FB



SON4000FB

Sonora® FB

Model	Line Retrieve Per Crank (in)	Mono Line Capacity (# Test/yd)	PowerPro® Line Capacity (# Test/yd)	Max Drag (lb)	Shielded Stainless Steel Ball Bearings	Roller Bearings	Gear Ratio	Weight (oz)	MSRP
SON1000FB	28	2/270, 4/140, 6/110	10/95, 15/85, 20/65	7.0	4	1	6.2:1	7.7	\$49.99
SON2500FB	32	6/200, 8/140, 10/120	10/170, 15/145, 30/95	15.0	4	1	6.2:1	9.4	\$49.99
SON4000FB	33	8/240, 10/200, 12/160	15/265, 30/175, 50/145	20.0	4	1	5.7:1	12.4	\$49.99

SOLSTACE®

FI series



SO1000FI



SO2500FI



SO4000FI

Solstace® FI

Model	Line Retrieve Per Crank (in)	Mono Line Capacity (# Test/yd)	PowerPro® Line Capacity (# Test/yd)	Max Drag (lb)	Shielded Stainless Steel Ball Bearings	Roller Bearings	Gear Ratio	Weight (oz)	MSRP
SO1000FI	28	2/270, 4/140, 6/110	10/95, 15/85, 20/65	7.0	3	1	6.2:1	7.8	\$39.99
SO2500FI	32	6/200, 8/140, 10/120	10/170, 15/145, 30/95	15.0	3	1	6.2:1	9.4	\$39.99
SO4000FI	33	8/240, 10/200, 12/160	15/265, 30/175, 50/145	20.0	3	1	5.7:1	12.5	\$39.99

SIENNA®



FD series



SN500FD



SN1000FD



SN2500FD



SN4000FD

Sienna® FD

Model	Line Retrieve Per Crank (in)	Mono Line Capacity (# Test/yd)	PowerPro® Line Capacity (# Test/yd)	Max Drag (lb)	Shielded Stainless Steel Ball Bearings	Roller Bearings	Gear Ratio	Grip Shape	Weight (oz)	MSRP
SN500FD	21	2/190, 4/100, 6/60	5/135, 8/105, 10/65, 15/60	4.0	3	1	4.7:1	Paddle	6.0	\$29.99
SN1000FD	25	2/270, 4/140, 6/110	10/95, 15/85, 20/65	7.0	3	1	5.2:1	Paddle	7.4	\$29.99
SN2500FD	29	6/200, 8/140, 10/120	10/170, 15/145, 30/95	7.0	3	1	5.2:1	T Type	9.0	\$29.99
SN4000FD	32	8/240, 10/200, 12/160	15/265, 30/175, 50/145	13.0	3	1	5.1:1	SW T Type	12.3	\$29.99

SIENNA®



RD series



SN1000RD



SN2500RD



SN4000RD

Sienna® RD

Model	Line Retrieve Per Crank (in)	Mono Line Capacity (# Test/yd)	PowerPro® Line Capacity (# Test/yd)	Max Drag (lb)	Shielded Stainless Steel Ball Bearings	Roller Bearings	Gear Ratio	Grip Shape	Weight (oz)	MSRP
SN1000RD	25	2/270, 4/140, 6/110	10/95, 15/85, 20/65	7.0	3	1	5.2:1	Paddle	8.3	\$29.99
SN2500RD	29	6/200, 8/140, 10/120	10/170, 15/145, 30/95	7.0	3	1	5.2:1	Paddle	9.5	\$29.99
SN4000RD	32	8/240, 10/200, 12/160	15/265, 30/175, 50/145	12.0	3	1	5.1:1	T Type	13.0	\$29.99

SYNCOPEATE®



FG series



SC1000FG



SC2500FG



SC4000FG

Syncopate® FG

Model	Line Retrieve Per Crank (in)	Mono Line Capacity (# Test/yd)	PowerPro® Line Capacity (# Test/yd)	Max Drag (lb)	Shielded Stainless Steel Ball Bearings	Roller Bearings	Gear Ratio	Grip Shape	Weight (oz)	MSRP
SC1000FG	25	2/270, 4/140, 6/110	10/95, 15/85, 20/65	7.0	3	0	5.2:1	Paddle	7.6	\$29.99
SC2500FG	29	6/200, 8/140, 10/120	10/170, 15/145, 30/95	7.0	3	0	5.2:1	T Type	9.2	\$29.99
SC4000FG	32	8/240, 10/200, 12/160	15/265, 30/175, 50/145	13.0	3	0	5.1:1	T Type	12.7	\$29.99

AX[®]



FB series



AX1000FB



AX2500FB



AX4000FB

AX[®] FB

Model	Line Retrieve Per Crank (in)	Mono Line Capacity (# Test/yd)	PowerPro [®] Line Capacity (# Test/yd)	Max Drag (lb)	Steel Ball Bearings	Roller Bearings	Gear Ratio	Weight (oz)	MSRP
AX1000FB	25	2/270, 4/140, 6/110	10/95, 15/85, 20/65	4.5	1	1	5.2:1	7.3	\$19.99
AX2500FB	29	6/200, 8/140, 10/120	10/170, 15/145, 30/95	6.5	1	1	5.2:1	8.9	\$19.99
AX4000FB	32	8/240, 10/200, 12/160	15/265, 30/175, 50/145	13.0	1	1	5.2:1	12.5	\$19.99

FX[®]



FB series



FX1000FB



FX2500FB



FX4000FB

FX[®] FB

Model	Line Retrieve Per Crank (in)	Mono Line Capacity (# Test/yd)	PowerPro [®] Line Capacity (# Test/yd)	Max Drag (lb)	Shielded Stainless Steel Ball Bearings	Roller Bearings	Gear Ratio	Weight (oz)	MSRP
FX1000FB	22	2/270, 4/140, 6/110	10/95, 15/85, 20/65	4.5	1	0	4.6:1	6.9	\$14.99
FX2500FB	26	6/200, 8/140, 10/120	10/170, 15/145, 30/95	6.5	1	0	4.6:1	8.4	\$14.99
FX4000FB	28	8/240, 10/200, 12/160	15/265, 30/175, 50/145	13.0	1	0	4.6:1	12.0	\$14.99

IX[®]



IX1000R



IX2000R



IX4000R

IX[®]

Model	Line Retrieve Per Crank (in)	Mono Line Capacity (# Test/yd)	PowerPro [®] Line Capacity (# Test/yd)	Max Drag (lb)	Gear Ratio	Weight (oz)	MSRP
IX1000R	19	2/270, 4/140, 6/110	10/95, 15/85, 20/65	7.0	4.1:1	8.4	\$9.99
IX2000R	21	6/170, 8/120, 10/100	10/130, 15/100, 20/85	7.0	4.1:1	8.6	\$9.99
IX4000R	24	8/240, 10/200, 12/160	15/265, 30/175, 50/145	15.0	4.1:1	11.4	\$9.99

ZERIC 2500F

NEW



Zeric **NEW**

Model	Bearings	Line Capacity	Gear Ratio	Rod Length	Rod Power	Handle Grip	MSRP
ZRC250066M2S	3+1	6/200, 8/140, 10/120	5.2:1	6'6"	Medium	Cork	79.99

ZIRCA 2500F

NEW



Zirca **NEW**

Model	Bearings	Line Capacity	Gear Ratio	Rod Length	Rod Power	Handle Grip	MSRP
ZIR250066M2S	2+1	6/200, 8/140, 10/120	4.6:1	6'6"	Medium	Cork	69.99

ZYCLO 2500F

NEW



Zyclo **NEW**

Model	Bearings	Line Capacity	Gear Ratio	Rod Length	Rod Power	Handle Grip	MSRP
ZYC250066M2S	1+1	6/200, 8/140, 10/120	4.6:1	6'6"	Medium	Cork	49.99

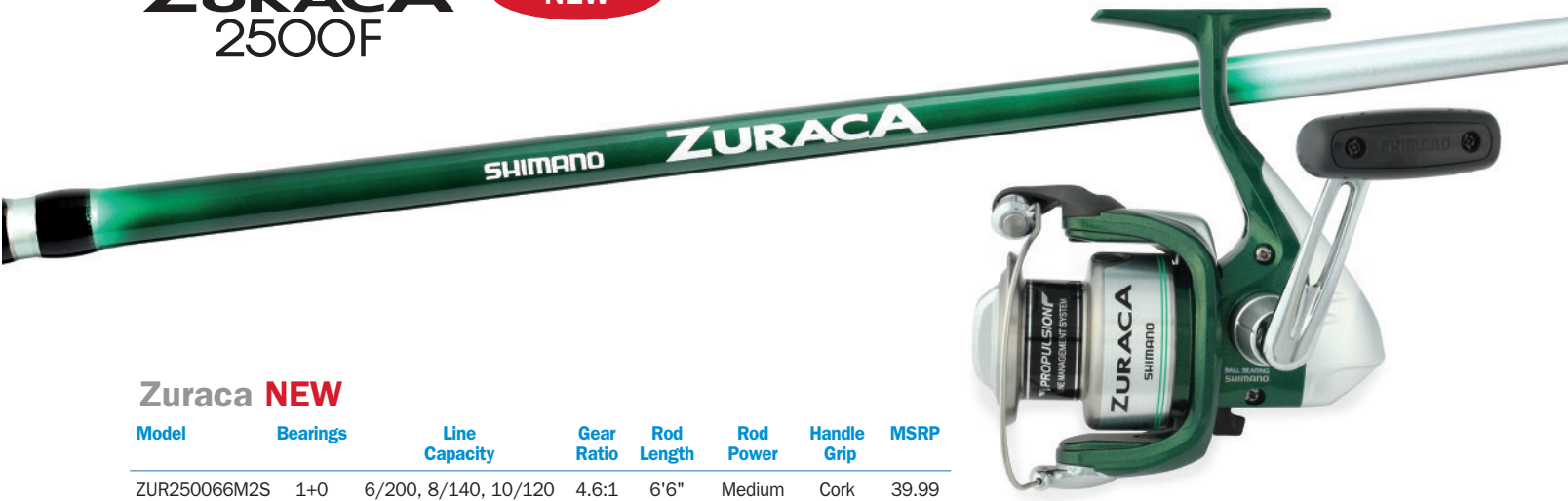
ZIEDA 2500F **NEW**



Zieda **NEW**

Model	Bearings	Line Capacity	Gear Ratio	Rod Length	Rod Power	Handle Grip	MSRP
ZDA250066M2S	1+1	6/200, 8/140, 10/120	4.6:1	6'6"	Medium	Cork	49.99

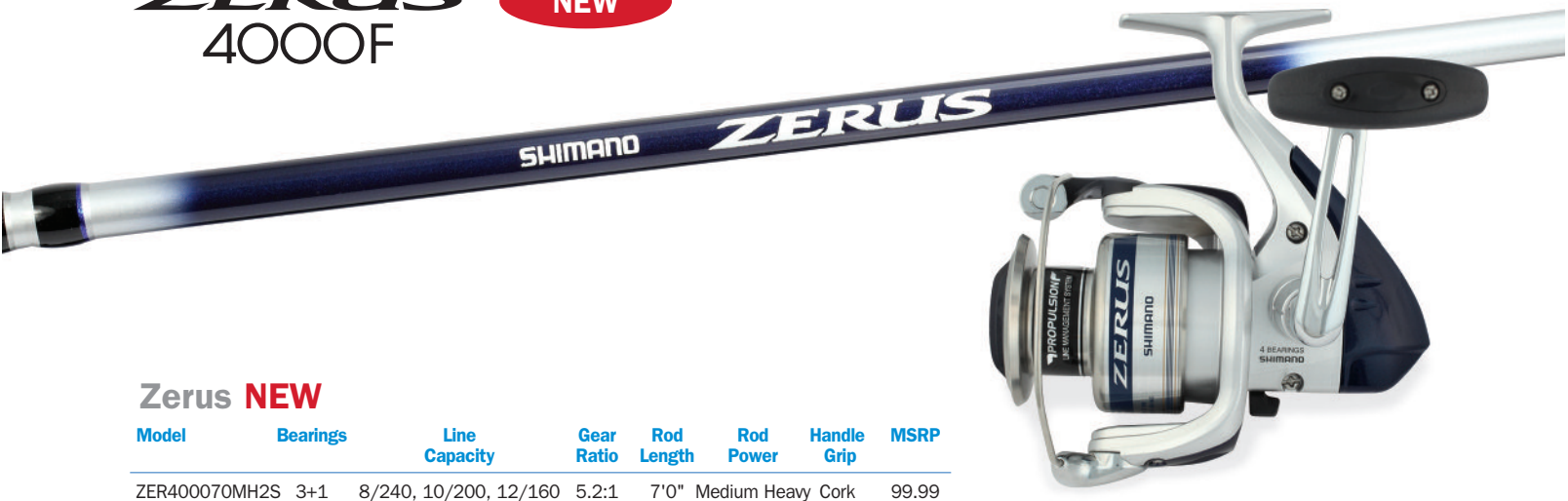
ZURACA 2500F **NEW**



Zuraca **NEW**

Model	Bearings	Line Capacity	Gear Ratio	Rod Length	Rod Power	Handle Grip	MSRP
ZUR250066M2S	1+0	6/200, 8/140, 10/120	4.6:1	6'6"	Medium	Cork	39.99

ZERUS 4000F **NEW**



Zerus **NEW**

Model	Bearings	Line Capacity	Gear Ratio	Rod Length	Rod Power	Handle Grip	MSRP
ZER400070MH2S	3+1	8/240, 10/200, 12/160	5.2:1	7'0"	Medium Heavy	Cork	99.99

ZIRCOS 4000F

NEW



Zircos **NEW**

Model	Bearings	Line Capacity	Gear Ratio	Rod Length	Rod Power	Handle Grip	MSRP
ZCS400070MH2S	2+1	8/240, 10/200, 12/160	4.6:1	7'0"	Medium Heavy	Cork	79.99

ZENORA 4000F

NEW



Zenora **NEW**

Model	Bearings	Line Capacity	Gear Ratio	Rod Length	Rod Power	Handle Grip	MSRP
ZEN400070MH2S	1+1	8/240, 10/200, 12/160	4.6:1	7'0"	Medium Heavy	Cork	59.99

ZALOR 4000F

NEW



Zalor **NEW**

Model	Bearings	Line Capacity	Gear Ratio	Rod Length	Rod Power	Handle Grip	MSRP
ZAL400070MH2S	1+0	8/240, 10/200, 12/160	4.6:1	7'0"	Medium Heavy	Cork	49.99



NEW



Waxwing™ 118 Jr.




Waxwing™ 88 Boy



Waxwing™ Jigs NEW

Model	Description	MSRP
WW088BS	WAXWING 88 SARDINE	\$17.99
WW088GM	WAXWING 88 MACKEREL	\$17.99
WW088LQ	WAXWING 88 LIVE SQUID	\$17.99
WW088BU	WAXWING 88 BUNKER	\$17.99
WW088PW	WAXWING 88 PNK/WHT	\$17.99
WW088CW	WAXWING 88 CHRTREUSE	\$17.99
WW088KG	WAXWING 88 BLK/GLD	\$17.99
WW088GS	WAXWING 88 GRNSHAD	\$17.99
WW088BN	WAXWING 88 BONE	\$17.99
WW088KH	WAXWING 88 CHROME	\$17.99
WW088HP	WAXWING 88 PURPLE	\$17.99
WW088SE	WAXWING 88 SANDEEL	\$17.99
WW088TR	WAXWING 88 TROUT	\$17.99
WW088MT	WAXWING 88 MINT	\$17.99
WW118BS	WAXWING 118 SARDINE	\$19.99
WW118GM	WAXWING 118 MACKEREL	\$19.99
WW118LQ	WAXWING 118 LIVE SQUID	\$19.99
WW118BU	WAXWING 118 BUNKER	\$19.99
WW118PW	WAXWING 118 PNK/WHT	\$19.99
WW118CW	WAXWING 118 CHRTREUSE	\$19.99
WW118KG	WAXWING 118 BLK/GLD	\$19.99
WW118GS	WAXWING 118 GRNSHAD	\$19.99
WW118BN	WAXWING 118 BONE	\$19.99
WW118KH	WAXWING 118 CHROME	\$19.99
WW118HP	WAXWING 118 PURPLE	\$19.99
WW118SE	WAXWING 118 SANDEEL	\$19.99
WW118TR	WAXWING 118 TROUT	\$19.99
WW118MT	WAXWING 118 MINT	\$19.99



Blue Sardine



Green Shad



Green Mackerel



Bone



Live Squid



Black Chrome



Bunker



Purple



Pink/White



Sandeel



Chartreuse



Trout



Black/Gold




Mint



**Shallow
Water Jig
Series**

NEW



Orange/Gold



Brown/Silver



Blue/Silver



Green/Silver



Chart/White



Squid



Pink/Silver

Butterfly-Whirligig

Model	Description	MSRP
JBTWG055 OG	BUTTERFLY WHIRLIGIG 55G ORG/GLD	\$13.99
JBTWG055 AJ	BUTTERFLY WHIRLIGIG 55G BRW/SLV	\$13.99
JBTWG055 SS	BUTTERFLY WHIRLIGIG 55G BLU/SLV	\$13.99
JBTWG055 MS	BUTTERFLY WHIRLIGIG 55G GRN/SLV	\$13.99
JBTWG055 CW	BUTTERFLY WHIRLIGIG 55G CHR/WHT	\$13.99
JBTWG055 SQ	BUTTERFLY WHIRLIGIG 55G SQUID	\$13.99
JBTWG055 PS	BUTTERFLY WHIRLIGIG 55G PNK/SLV	\$13.99
JBTWG075 OG	BUTTERFLY WHIRLIGIG 75G ORG/GLD	\$13.99
JBTWG075 AJ	BUTTERFLY WHIRLIGIG 75G BRW/SLV	\$13.99
JBTWG075 SS	BUTTERFLY WHIRLIGIG 75G BLU/SLV	\$13.99
JBTWG075 MS	BUTTERFLY WHIRLIGIG 75G GRN/SLV	\$13.99
JBTWG075 CW	BUTTERFLY WHIRLIGIG 75G CHR/WHT	\$13.99
JBTWG075 SQ	BUTTERFLY WHIRLIGIG 75G SQUID	\$13.99
JBTWG075 PS	BUTTERFLY WHIRLIGIG 75G PNK/SLV	\$13.99
JBTWG090 OG	BUTTERFLY WHIRLIGIG 90G ORG/GLD	\$13.99
JBTWG090 AJ	BUTTERFLY WHIRLIGIG 90G BRW/SLV	\$13.99
JBTWG090 SS	BUTTERFLY WHIRLIGIG 90G BLU/SLV	\$13.99
JBTWG090 MS	BUTTERFLY WHIRLIGIG 90G GRN/SLV	\$13.99
JBTWG090 CW	BUTTERFLY WHIRLIGIG 90G CHR/WHT	\$13.99
JBTWG090 SQ	BUTTERFLY WHIRLIGIG 90G SQUID	\$13.99
JBTWG090 PS	BUTTERFLY WHIRLIGIG 90G PNK/SLV	\$13.99
JBTWG110 OG	BUTTERFLY WHIRLIGIG 110G ORG/GLD	\$16.99
JBTWG110 AJ	BUTTERFLY WHIRLIGIG 110G BRW/SLV	\$16.99
JBTWG110 SS	BUTTERFLY WHIRLIGIG 110G BLU/SLV	\$16.99
JBTWG110 MS	BUTTERFLY WHIRLIGIG 110G GRN/SLV	\$16.99
JBTWG110 CW	BUTTERFLY WHIRLIGIG 110G CHR/WHT	\$16.99
JBTWG110 SQ	BUTTERFLY WHIRLIGIG 110G SQUID	\$16.99
JBTWG110 PS	BUTTERFLY WHIRLIGIG 110G PNK/SLV	\$16.99
JBTWG135 OG	BUTTERFLY WHIRLIGIG 135G ORG/GLD	\$16.99
JBTWG135 AJ	BUTTERFLY WHIRLIGIG 135G BRW/SLV	\$16.99
JBTWG135 SS	BUTTERFLY WHIRLIGIG 135G BLU/SLV	\$16.99
JBTWG135 MS	BUTTERFLY WHIRLIGIG 135G GRN/SLV	\$16.99
JBTWG135 CW	BUTTERFLY WHIRLIGIG 135G CHR/WHT	\$16.99
JBTWG135 SQ	BUTTERFLY WHIRLIGIG 135G SQUID	\$16.99
JBTWG135 PS	BUTTERFLY WHIRLIGIG 135G PNK/SLV	\$16.99
JBTWG160 OG	BUTTERFLY WHIRLIGIG 160G ORG/GLD	\$16.99
JBTWG160 AJ	BUTTERFLY WHIRLIGIG 160G BRW/SLV	\$16.99
JBTWG160 SS	BUTTERFLY WHIRLIGIG 160G BLU/SLV	\$16.99
JBTWG160 MS	BUTTERFLY WHIRLIGIG 160G GRN/SLV	\$16.99
JBTWG160 CW	BUTTERFLY WHIRLIGIG 160G CHR/WHT	\$16.99
JBTWG160 SQ	BUTTERFLY WHIRLIGIG 160G SQUID	\$16.99
JBTWG160 PS	BUTTERFLY WHIRLIGIG 160G PNK/SLV	\$16.99



Butterfly-Centervortex

Model	Description	MSRP
JBTCV055 OG	BUTTERFLY CENTERVORTEX 55G ORG/GLD	\$13.99
JBTCV055 AJ	BUTTERFLY CENTERVORTEX 55G BRW/SLV	\$13.99
JBTCV055 SS	BUTTERFLY CENTERVORTEX 55G BLU/SLV	\$13.99
JBTCV055 MS	BUTTERFLY CENTERVORTEX 55G GRN/SLV	\$13.99
JBTCV055 CW	BUTTERFLY CENTERVORTEX 55G CHR/WHT	\$13.99
JBTCV055 SQ	BUTTERFLY CENTERVORTEX 55G SQUID	\$13.99
JBTCV055 PS	BUTTERFLY CENTERVORTEX 55G PNK/SLV	\$13.99
JBTCV075 OG	BUTTERFLY CENTERVORTEX 75G ORG/GLD	\$13.99
JBTCV075 AJ	BUTTERFLY CENTERVORTEX 75G BRWSLV	\$13.99
JBTCV075 SS	BUTTERFLY CENTERVORTEX 75G BLU/SLV	\$13.99
JBTCV075 MS	BUTTERFLY CENTERVORTEX 75G GRN/SLV	\$13.99
JBTCV075 CW	BUTTERFLY CENTERVORTEX 75G CHR/WHT	\$13.99
JBTCV075 SQ	BUTTERFLY CENTERVORTEX 75G SQUID	\$13.99
JBTCV075 PS	BUTTERFLY CENTERVORTEX 75G PNK/SLV	\$13.99
JBTCV090 OG	BUTTERFLY CENTERVORTEX 90G ORG/GLD	\$13.99
JBTCV090 AJ	BUTTERFLY CENTERVORTEX 90G BRW/SLV	\$13.99
JBTCV090 SS	BUTTERFLY CENTERVORTEX 90G BLU/SLV	\$13.99
JBTCV090 MS	BUTTERFLY CENTERVORTEX 90G GRN/SLV	\$13.99
JBTCV090 CW	BUTTERFLY CENTERVORTEX 90G CHR/WHT	\$13.99
JBTCV090 SQ	BUTTERFLY CENTERVORTEX 90G SQUID	\$13.99
JBTCV090 PS	BUTTERFLY CENTERVORTEX 90G PNK/SLV	\$13.99
JBTCV110 OG	BUTTERFLY CENTERVORTEX 110G ORG/GLD	\$16.99
JBTCV110 AJ	BUTTERFLY CENTERVORTEX 110G BRWSLV	\$16.99
JBTCV110 SS	BUTTERFLY CENTERVORTEX 110G BLU/SLV	\$16.99
JBTCV110 MS	BUTTERFLY CENTERVORTEX 110G GRN/SLV	\$16.99
JBTCV110 CW	BUTTERFLY CENTERVORTEX 110G CHR/WHT	\$16.99
JBTCV110 SQ	BUTTERFLY CENTERVORTEX 110G SQUID	\$16.99
JBTCV110 PS	BUTTERFLY CENTERVORTEX 110G PNK/SLV	\$16.99
JBTCV135 OG	BUTTERFLY CENTERVORTEX 135G ORG/GLD	\$16.99
JBTCV135 AJ	BUTTERFLY CENTERVORTEX 135G BRWSLV	\$16.99
JBTCV135 SS	BUTTERFLY CENTERVORTEX 135G BLU/SLV	\$16.99
JBTCV135 MS	BUTTERFLY CENTERVORTEX 135G GRN/SLV	\$16.99
JBTCV135 CW	BUTTERFLY CENTERVORTEX 135G CHR/WHT	\$16.99
JBTCV135 SQ	BUTTERFLY CENTERVORTEX 135G SQUID	\$16.99
JBTCV135 PS	BUTTERFLY CENTERVORTEX 135G PNK/SLV	\$16.99
JBTCV160 OG	BUTTERFLY CENTERVORTEX 160G ORG/GLD	\$16.99
JBTCV160 AJ	BUTTERFLY CENTERVORTEX 160G BRWSLV	\$16.99
JBTCV160 SS	BUTTERFLY CENTERVORTEX 160G BLU/SLV	\$16.99
JBTCV160 MS	BUTTERFLY CENTERVORTEX 160G GRN/SLV	\$16.99
JBTCV160 CW	BUTTERFLY CENTERVORTEX 160G CHR/WHT	\$16.99
JBTCV160 SQ	BUTTERFLY CENTERVORTEX 160G SQUID	\$16.99
JBTCV160 PS	BUTTERFLY CENTERVORTEX 160G PNK/SLV	\$16.99

Butterfly-Slidend

Model	Description	MSRP
JBTSL055 OG	BUTTERFLY SLIDEND 55G ORG/GLD	\$13.99
JBTSL055 AJ	BUTTERFLY SLIDEND 55G BRW/SLV	\$13.99
JBTSL055 SS	BUTTERFLY SLIDEND 55G BLU/SLV	\$13.99
JBTSL055 MS	BUTTERFLY SLIDEND 55G GRN/SLV	\$13.99
JBTSL055 CW	BUTTERFLY SLIDEND 55G CHR/WHT	\$13.99
JBTSL055 SQ	BUTTERFLY SLIDEND 55G SQUID	\$13.99
JBTSL055 PS	BUTTERFLY SLIDEND 55G PNK/SLV	\$13.99
JBTSL075 OG	BUTTERFLY SLIDEND 75G ORG/GLD	\$13.99
JBTSL075 AJ	BUTTERFLY SLIDEND 75G BRW/SLV	\$13.99
JBTSL075 SS	BUTTERFLY SLIDEND 75G BLU/SLV	\$13.99
JBTSL075 MS	BUTTERFLY SLIDEND 75G GRN/SLV	\$13.99
JBTSL075 CW	BUTTERFLY SLIDEND 75G CHR/WHT	\$13.99
JBTSL075 SQ	BUTTERFLY SLIDEND 75G SQUID	\$13.99
JBTSL075 PS	BUTTERFLY SLIDEND 75G PNK/SLV	\$13.99
JBTSL090 OG	BUTTERFLY SLIDEND 90G ORG/GLD	\$13.99
JBTSL090 AJ	BUTTERFLY SLIDEND 90G BRW/SLV	\$13.99
JBTSL090 SS	BUTTERFLY SLIDEND 90G BLU/SLV	\$13.99
JBTSL090 MS	BUTTERFLY SLIDEND 90G GRN/SLV	\$13.99
JBTSL090 CW	BUTTERFLY SLIDEND 90G CHR/WHT	\$13.99
JBTSL090 SQ	BUTTERFLY SLIDEND 90G SQUID	\$13.99
JBTSL090 PS	BUTTERFLY SLIDEND 90G PNK/SLV	\$13.99
JBTSL110 OG	BUTTERFLY SLIDEND 110G ORG/GLD	\$16.99
JBTSL110 AJ	BUTTERFLY SLIDEND 110G BRW/SLV	\$16.99
JBTSL110 SS	BUTTERFLY SLIDEND 110G BLU/SLV	\$16.99
JBTSL110 MS	BUTTERFLY SLIDEND 110G GRN/SLV	\$16.99
JBTSL110 CW	BUTTERFLY SLIDEND 110G CHR/WHT	\$16.99
JBTSL110 SQ	BUTTERFLY SLIDEND 110G SQUID	\$16.99
JBTSL110 PS	BUTTERFLY SLIDEND 110G PNK/SLV	\$16.99
JBTSL135 OG	BUTTERFLY SLIDEND 135G ORG/GLD	\$16.99
JBTSL135 AJ	BUTTERFLY SLIDEND 135G BRW/SLV	\$16.99
JBTSL135 SS	BUTTERFLY SLIDEND 135G BLU/SLV	\$16.99
JBTSL135 MS	BUTTERFLY SLIDEND 135G GRN/SLV	\$16.99
JBTSL135 CW	BUTTERFLY SLIDEND 135G CHR/WHT	\$16.99
JBTSL135 SQ	BUTTERFLY SLIDEND 135G SQUID	\$16.99
JBTSL135 PS	BUTTERFLY SLIDEND 135G PNK/SLV	\$16.99
JBTSL160 OG	BUTTERFLY SLIDEND 160G ORG/GLD	\$16.99
JBTSL160 AJ	BUTTERFLY SLIDEND 160G BRW/SLV	\$16.99
JBTSL160 SS	BUTTERFLY SLIDEND 160G BLU/SLV	\$16.99
JBTSL160 MS	BUTTERFLY SLIDEND 160G GRN/SLV	\$16.99
JBTSL160 CW	BUTTERFLY SLIDEND 160G CHR/WHT	\$16.99
JBTSL160 SQ	BUTTERFLY SLIDEND 160G SQUID	\$16.99
JBTSL160 PS	BUTTERFLY SLIDEND 160G PNK/SLV	\$16.99



Brown/Chart



Green/Gold



Pink/White



Black/Gold



Blue/Silver



Orange/White



Chart/White



Purple/Red

Lucanus® Jigs

Model	Color	Weight (oz)	MSRP
JLC060BS	Blue/Silver	60g / 2oz	\$14.99
JLC060CW	Chart/White	60g / 2oz	\$14.99
JLC060GG	Green/Gold	60g / 2oz	\$14.99
JLC060KG	Black/Gold	60g / 2oz	\$14.99
JLC060NW	Orange/White	60g / 2oz	\$14.99
JLC060PR	Purple/Red	60g / 2oz	\$14.99
JLC060PW	Pink/White	60g / 2oz	\$14.99
JLC060RC	Brown/Chart	60g / 2oz	\$14.99
JLC080BS	Blue/Silver	80g / 3oz	\$14.99
JLC080CW	Chart/White	80g / 3oz	\$14.99
JLC080GG	Green/Gold	80g / 3oz	\$14.99
JLC080KG	Black/Gold	80g / 3oz	\$14.99
JLC080NW	Orange/White	80g / 3oz	\$14.99
JLC080PR	Purple/Red	80g / 3oz	\$14.99
JLC080PW	Pink/White	80g / 3oz	\$14.99
JLC080RC	Brown/Chart	80g / 3oz	\$14.99
JLC100BS	Blue/Silver	100g / 3 1/2 oz	\$14.99
JLC100CW	Chart/White	100g / 3 1/2 oz	\$14.99
JLC100GG	Green/Gold	100g / 3 1/2 oz	\$14.99
JLC100KG	Black/Gold	100g / 3 1/2 oz	\$14.99
JLC100NW	Orange/White	100g / 3 1/2 oz	\$14.99
JLC100PR	Purple/Red	100g / 3 1/2 oz	\$14.99
JLC100PW	Pink/White	100g / 3 1/2 oz	\$14.99
JLC100RC	Brown/Chart	100g / 3 1/2 oz	\$14.99
JLC150BS	Blue/Silver	150g / 5 1/4 oz	\$17.99
JLC150CW	Chart/White	150g / 5 1/4 oz	\$17.99
JLC150GG	Green/Gold	150g / 5 1/4 oz	\$17.99
JLC150KG	Black/Gold	150g / 5 1/4 oz	\$17.99
JLC150NW	Orange/White	150g / 5 1/4 oz	\$17.99
JLC150PR	Purple/Red	150g / 5 1/4 oz	\$17.99
JLC150PW	Pink/White	150g / 5 1/4 oz	\$17.99
JLC150RC	Brown/Chart	150g / 5 1/4 oz	\$17.99
JLC200BS	Blue/Silver	200g / 7oz	\$17.99
JLC200CW	Chart/White	200g / 7oz	\$17.99
JLC200GG	Green/Gold	200g / 7oz	\$17.99
JLC200KG	Black/Gold	200g / 7oz	\$17.99
JLC200NW	Orange/White	200g / 7oz	\$17.99
JLC200PR	Purple/Red	200g / 7oz	\$17.99
JLC200PW	Pink/White	200g / 7oz	\$17.99
JLC200RC	Brown/Chart	200g / 7oz	\$17.99



60 grams



80 grams



100 grams



150 grams



200 grams



Replacement Multiple Hook System



Jig Keeper

Replacement Skirts & Trailers



Lucanus® Accessories

Jig Replacement parts

Replacement Multiple Hook System

Model	Size	Rope Hook Size	Inner Quantity	Strength	MSRP
JLCHS	Small	#3	2 pcs / pack	80lbs	\$5.99
JLCHM	Medium	#1/0	2 pcs / pack	80lbs	\$5.99

Replacement Skirts & Trailers

*Dealers are required to sell by individual bag

Model	Color	MSRP
JLRSTBS	Blue/Silver	\$2.00/bag (\$19.99/board)
JLRSTCW	Chart/White	\$2.00/bag (\$19.99/board)
JLRSTGG	Green/Gold	\$2.00/bag (\$19.99/board)
JLRSTKG	Black/Gold	\$2.00/bag (\$19.99/board)
JLRSTNW	Orange/White	\$2.00/bag (\$19.99/board)
JLRSTPR	Purple/Red	\$2.00/bag (\$19.99/board)
JLRSPW	Pink/White	\$2.00/bag (\$19.99/board)
JLRSRC	Brown/Cherry	\$2.00/bag (\$19.99./board)


Jig Keeper

Model	Color	Quantity	MSRP
LCKP03	Red/Blue/Black	3 pcs / pack	\$14.99

Owner® is a registered trademark of Owner Hooks Co., Ltd.



PS: Pink/Silver
NEW COLOR



FB: Fire/Brick



MK: Blue/Mackerel



PR: Purple/Black



AJ: Brown/Aji



PB: Pink/Blue



SQ: LV/Squid-Glow



AV: Black/Anchovy



GR: Gold/Red



CW: Chrt/White-Glow



SD: Green/Sardine

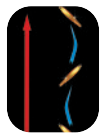


GM: Green/Mackerel



RW: Rainbow

Regular Flat-Side



Vertical Presentation #1:
One short lift for every handle turn, repeat.

Regular Flat-Side



Vertical Presentation #2:
One long lift, slack line on drop, and then retrieve slack, repeat.

Flat-Side



Angle/Vertical Presentation:
One short lift for every handle turn, repeat.

Long



Horizontal Presentation:
One long lift, slack line on drop, and then retrieve slack, repeat.

Butterfly® Flat-Side Jigs

Model	Type	Length	Weight	Available Colors	MSRP
JTVF112	Flat-Side	4.75"	112g / 4oz	AJ, AV, SD, MK, PB, GR, PR, SQ, CW, GM, RW, FB, PS	\$12.99
JTVF140	Flat-Side	5"	140g / 5oz	AJ, AV, SD, MK, PB, GR, PR, SQ, CW, GM, RW, FB, PS	\$12.99
JTVF168	Flat-Side	5.5"	168g / 6oz	AJ, AV, SD, MK, PB, GR, PR, SQ, CW, GM, RW, FB, PS	\$12.99
JTVF224	Flat-Side	6.75"	224g / 8oz	AJ, AV, SD, MK, PB, GR, PR, SQ, CW, GM, RW, FB, PS	\$17.99
JTVF280	Flat-Side	7.5"	280g / 10oz	AJ, AV, SD, MK, PB, GR, PR, SQ, CW, GM, RW, FB, PS	\$17.99
JTVF325	Flat-Side	8"	325g / 12oz	AJ, AV, SD, MK, PB, GR, PR, SQ, CW, GM, RW, FB, PS	\$17.99



Butterfly® Tackle Bag



(Medium) BFLT250
Includes Utility Boxes
*Tackle and tools not included



Butterfly® Tackle Bag

Model	Description	Size (in)	MSRP
BFLT250	Medium Tackle Storage	14.5 x 11 x 6	\$39.99



(Medium) ABBJ230

(Small) ABBJ210

BFLJB250



Butterfly® Jig Storage Bag

Butterfly® Jig Storage Bag

Model	Description	Size (in)	MSRP
ABBJ230	Medium Jig Storage	14 x 8.5 x 3	\$54.99
ABBJ210	Small Jig Storage	10.75 x 7 x 2	\$39.99
BFLJB250	Flat-side Jig Storage	14 x 9 x 1.5	\$29.99

Butterfly® Jigging Wind-On Leader


Shimano® Jigging Wind-On Leaders are exclusively designed for Butterfly Jigging



Jigging Wind-On Leader


Model	Braided Line #	Fluorocarbon #	Length	MSRP
WOL020	20	20	25'	\$17.99
WOL030	30	30	25'	\$17.99
WOL040	40	40	25'	\$17.99
WOL050	50	50	25'	\$17.99
WOL060	60	60	25'	\$19.99
WOL080	80	80	25'	\$19.99
WOL100	100	100	25'	\$19.99

Loop-to-loop System




Target Depth and Species

Select your jig type according to target depth and species



Butterfly® Cocoon

Model	Size	MSRP
BFLJC05	5 color assortment (Black, Red, Blue, Pink, Green)	\$19.99








Shimano® Butterfly® Rigging Chart

SHIMANO®					POWER PRO®	HOOK			
Jig	Trevala® Rod		Reel	Leader					
Part # Weight	Length (ft)	Power		Wind-on Leader (lb)	Power Pro® Braided- Main Line (lb)	Dancing Stinger Hook™	Solid-ring	Split-ring	
Whirligig	JBTWG 55g	6.6	XXL		20-30	15-30	Hook and rings are pre-installed		
	JBTWG 75g	6.6	XL	<u>Conventional</u>	20-30	20-30			
	JBTWG 90g	6.6	L	Any high speed,	20-40	20-40			
	JBTWG 110g	6.3	ML	high power reel	30-50	30-40			
	JBTWG 135g	6.3	M	such as Trinidad 10A, 16NA,	40-50	40-50			
	JBTWG 160g	6.3	MH	Torsa 16N, Curado300EJ.	50-60	40-65			
Centervortex	JBTCV 55g	6.6	XXL	Narrow frames allow the	20-30	15-30			
	JBTCV 75g	6.6	XL	angler to palm the reel for	20-30	20-30			
	JBTCV 90g	6.6	L	the correct jigging motion	20-40	20-40			
	JBTCV 110g	6.3	ML	and not worry about leveling	30-50	30-40			
	JBTCV 135g	6.3	M	the line onto the spool.	40-50	40-50			
	JBTCV 160g	6.3	MH		50-60	40-65			
Slidend	JBTSL 55g	6.6	XXL		20-30	15-30			
	JBTSL 75g	6.6	XL	<u>Spinning</u>	20-30	20-30			
	JBTSL 90g	6.6	L	High speed, high capacity	20-40	20-40			
	JBTSL 110g	6.3	ML	reels such as the Stella 6000	30-50	30-40			
	JBTSL 135g	6.3	M	8000, 10,000 or Saragosa	40-50	40-50			
	JBTSL 160g	6.3	MH	3000, 4000	50-60	40-65			
Flat-side	JTVF 112g	6.3 - 6.6	MH		30-50	50-65	1/0, 2/0	#6.5	#6 - #7
	JTVF 140g	5.8 - 6.6	H		30-60	50-80	2/0, 3/0	#6.5	#6 - #7
	JTVF 168g	5.8 - 6.6	MH, H		50-60	65-80	3/0, 5/0	#6.5	#7 - #8
	JTVF 228g	5.8 - 6.0	H, XH		50-80	65-100	5/0, 7/0	#7.5	#8 - #9
	JTVF 280g	5.8	XH, XXH		60-80	80-100	7/0, 9/0	#7.5	#8 - #9
	JTVF 325g	5.8	XXH		80-100	80-150	7/0, 9/0	#7.5	#8 - #9

Power Pro® is a registered trademark of Innovative Textiles Company.
Owner® is a registered trademark of Owner American Corporation.

Butterfly® Jigs Comparison Chart

Model	Shape	Line Angle	Rod/Reel Action	Jig Action
 Butterfly® Slidend	Asymmetrical	Vertical	Short Lift, One Turn	Run Side-to-Side
 Butterfly® Centervortex	Symmetrical	Vertical	Short Lift, One Turn	Multiple Action
 Butterfly® Whirligig	Asymmetrical	Vertical	Short Lift, One Turn	Spiral Action
 Butterfly® Flat-Side 4, 5, 6oz	Asymmetrical	Vertical Angle Vertical	Short Lift, One Turn	Short Pitch Walk-the-Dog Erratic rolling
 Butterfly® Flat-Side 8, 10, 12oz	Asymmetrical	Vertical Angle Vertical	Short Lift, One Turn	Walk-the-Dog Erratic rolling

BROADWAY™

MODULAR TACKLE STORAGE SYSTEM



Worm Binder

BRWWB270B
*Worms and baits not included



Day Tackle Bag

BRWTB270B
*Worms and lures not included

Vertical Lure Box

BRWSB270B
*Lures not included



Broadway™ Main Carry Bag

BRWCB270B



Reel Storage Bag

BRWRB270B
*Reels sold separately.

Model	Description	Size (in)	MSRP
BRWCB270B	Main Carry Bag	21 x 13 x 16	\$79.99
BRWTB270B	Day Tackle Bag	14 x 10 x 5	\$59.99
BRWRB270B	Reel Storage Bag	14 x 10 x 7	\$44.99
BRWSB270B	Vertical Lure Storage Bag	14 x 10 x 5	\$64.99
BRWWB270B	Worm Binder	14 x 10 x 3	\$39.99
RPBRWWB270	Replacement Binder Pages (10-pack)		\$15.99



Blackmoon® Fishing Backpack

Model	Description	Size (in)	MSRP
BLMBP230	Compact Fishing Backpack	15 x 10.5 x 9	\$89.99

*PLANO® is a registered trademark of Plano Molding Company, Inc.



BLMBP230
*Tackle not included



Bristol Bay® Dry Tackle Bag

Model	Description	Size	MSRP
BSLTB270	Tackle Bag - Large	15 x 13 x 10.5	\$69.99
BSLTB250	Tackle Bag - Medium	14 x 12.5 x 9	\$59.99

(Medium) BSLTB250
*Utility boxes not included



(Large) BSLTB270
*Utility boxes not included



BWWSB250



*Tackle not included



*Tools not included

Bluewave® Surf Bag

Model	Description	Size (in)	MSRP
BWWSB230	Small Surf Bag	8.0 x 10 x 3	\$49.99
BWWSB250	Medium Surf Bag	10 x 10 x 4	\$69.99



Banar™

Model	Description	Size (in)	MSRP
ABBD230	Medium Boat Deck Bag	15.5 x 10.5 x 12	\$39.99
ABBD250	Large Boat Deck Bag	19 x 12 x 13	\$49.99



(Medium) ABBD230



(Monster) ABWB290

(Jumbo) ABWB270

(Large) ABWB250

(Medium) ABWB230



(Jumbo) RPBRJ270
Zippered Pockets.
*Tackle and worms not included



Baraja™ Tackle Binder

Model	Description	Size (in)	MSRP
ABWB230	Medium Two-tone Binder	8.5 x 8.5 x 2	\$18.99
ABWB250	Large Two-tone Binder	10 x 12 x 2	\$20.99
ABWB270	Jumbo Two-tone Binder	11 x 8.5 x 3	\$25.99
ABWB290	Monster Two-tone Binder	13 x 12 x 4.5	\$38.99

Replacement Pages for Baraja™

RPBRJ230 (Contains 10 pages)	for model ABWB230	\$7.99
RPBRJ250 (Contains 10 pages)	for model ABWB250	\$8.99
RPBRJ270 (Contains 10 pages)	for model ABWB270	\$9.99
RPBRJ290 (Contains 10 pages)	for model ABWB290	\$13.99



Black-Nickel



Model	Item/Size (in)	MSRP
ATBP006	6" Long Nose Pliers	\$11.99
ATBP008	8" Long Nose Pliers	\$12.99
ATBC006	6" Cutter	\$11.99
ATBC007	7" Cutter	\$12.99
ATBP00045	4.5" Bent Nose Split-ring Pliers	\$13.99
ATBP011L	11" Long Nose Pliers	\$17.99

3-Position Sheath



Model	Item	MSRP
AT3S430	3 Position	\$10.99

Tool Kit (Black-Nickel)



Model	Item	MSRP
ATKT006	6" Long Nose Pliers, 6" Cutter, 3 Position Sheath	\$25.99

TIAGRA®



Tiagra® — Reel Covers

Model	Applicable Reels	MSRP
TIRC12	Tiagra 12	\$14.99
TIRC16	Tiagra 16	\$16.99
TIRC20	Tiagra 20	\$16.99
TIRC30	Tiagra 30	\$17.99
TIRC30W	Tiagra 30W	\$17.99
TIRC50	Tiagra 50	\$18.99
TIRC50W	Tiagra 50W	\$18.99
TIRC80W	Tiagra 80W	\$19.99
TIRC130	Tiagra 130	\$19.99



Neoprene Reel Cover

Model	Size	Applicable reels	MSRP
ANRC820	Baitcast	Core® 50, 100 Series Calais® 100, 200 Series, Callisto® 100 Series, Castaic® 200 Series, Chronarch® 100, 50 Series, Citica® 200 Series, Coriolis® 100 Series, Crestfire® 100 Series, Curado® 100, 200, 300 Series	\$6.99
ANRC830	Small	Calcutta® 250, 200 150, 100, 50 Series, Calcutta® TE 300, 200, 100, 50 Series, Calcutta® TE DC 250, 200, 100 Series, Cardiff® 300, 200, 100 Series, Corvalus® 300, 200 Series	\$6.99
ANRC840	Medium	Bantam® 1500LC, 50 Series, Calcutta® 700, 400 Series, Calcutta TE® 700, 400 Series, Cardiff® 400 Series, Catala® 400, 300 Series, Corsair® 400A, 300A Series, Corvalus® 400 Series, Tekota® 600, 500, TLD®-Star 20/40S, 15/30S, Torium®, Speedmaster® IV 30, 20, 16, Trinidad® 40N, 30, 20, 16, 16N, 14, 12, TR2000LD,	\$7.99
ANRC850	Large	1000LD, TRN® 200G, 100G, Speedmaster® IV, Talica® 8, 10, 12, 16 Tekota® 800/700, Tiagra® 20,16,12 TLD® 25, 20, 15, TLD®-Star 30, TLD® 2-Speed 30II, 20II, Trinidad® 50, 40	\$7.99
ANRC860	X Large	Tiagra® 50WLRS, 50W, 50, 30W, 30WLRS, 30, TLD® 2-Speed 50IILRS, 50II, Charter Special®	\$10.99



(Large) ANSC850

(Small) ANSC830

(Medium) ANSC840

Spinning Reel Cover

Model	Size	Applicable reels	MSRP
ANSC830	Small	500 - 1500	\$9.99
ANSC840	Medium	2000 - 6000	\$11.99
ANSC850	Large	8000 and Up	\$15.99



NEW



Dryfender™ HD Jacket NEW

Model	Size	Color	MSRP
DRHDJKTSNV	S	Navy	\$199.99
DRHDJKTMNV	M	Navy	\$199.99
DRHDJKTLNV	L	Navy	\$199.99
DRHDJKTXLNV	XL	Navy	\$199.99
DRHDJKTXXLNV	XXL	Navy	\$199.99

Dryfender™ HD Bib NEW

DRHDBIBSGY	S	Gray	\$179.99
DRHDBIBMGY	M	Gray	\$179.99
DRHDBIBLGY	L	Gray	\$179.99
DRHDBIBXLY	XL	Gray	\$179.99
DRHDBIBXXLY	XXL	Gray	\$179.99



NEW



Dryfender™ Jacket NEW

Model	Size	Color	MSRP
DRJKTSBK	S	Black	\$119.99
DRJKTMBK	M	Black	\$119.99
DRJKTLBK	L	Black	\$119.99
DRJKTXLBK	XL	Black	\$119.99
DRJKTXXLBK	XXL	Black	\$119.99

Dryfender™ Pant NEW

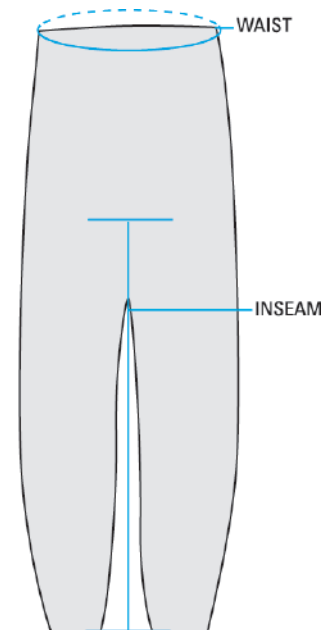
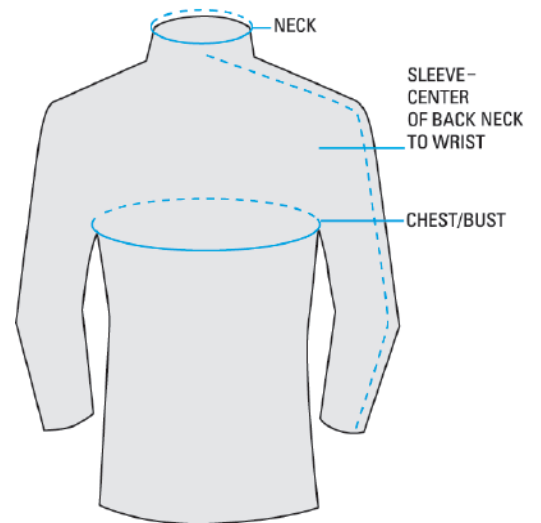
RPABSBK	S	Black	\$79.99
DRPABMBK	M	Black	\$79.99
DRPABLBK	L	Black	\$79.99
DRPABXLBK	XL	Black	\$79.99
DRPABXXLBK	XXL	Black	\$79.99

Vented Shirt

NEW


Vented Long Sleeve Button Down Shirt **NEW**

Model	Size	Color	MSRP
VLSSTB	S	Blue	\$49.99
VLSMTB	M	Blue	\$49.99
VLSLTB	L	Blue	\$49.99
VLSXLTB	XL	Blue	\$49.99
VLSXXLTB	XXL	Blue	\$49.99
VLSSTK	S	Khaki	\$49.99
VLSMTK	M	Khaki	\$49.99
VLSLTK	L	Khaki	\$49.99
VLSXLTK	XL	Khaki	\$49.99
VLSXXLTK	XXL	Khaki	\$49.99



Men's Sizing Chart

Body Size	Small	Medium	Large	X-Large	XX-Large
	inches	inches	inches	inches	inches
Chest	36-38	39-41	42-45	46-48	49-51
Neck	14.5-15	15.5-16	16.5-17	17.5-18	18.5-19
Sleeve	33-34	34-35	35-36	36-37	37-38
Waist	28-30	32-34	36-38	40-42	44-46
Inseam	30-31	32-33	32-33	32-33	32-33

* Sleeve Length is measured from the center of back neck (between your shoulders), along the length of your arm and down to your wrist.

* Inseam may vary subject to the style.

Shimano® Headgear



Polyester Cap



Cotton Cap



Cotton Visor



Polyester

Model	Size	Color	MSRP
AHAT120ANML	M/L	Navy	\$19.99
AHAT120ANSM	S/M	Navy	\$19.99
AHAT120ARML	M/L	Red	\$19.99
AHAT120ARSM	S/M	Red	\$19.99
AHAT120ASML	M/L	Stone	\$19.99
AHAT120ASSM	S/M	Stone	\$19.99

Cotton

Model	Style	Color	MSRP
AHAT100CN	Cap	Navy	\$14.99
AHAT100VN	Visor	Navy	\$12.99
AHAT100CS	Cap	Stone	\$14.99
AHAT100VS	Visor	Stone	\$12.99
AHAT100CG	Cap	Green	\$14.99
AHAT100VG	Visor	Green	\$12.99

* A-Flex® is a registered trademark of Asian Sourcing International Limited.



Brown Corduroy



Red Corduroy



Blue Corduroy

Corduroy/Fleece

Model	Style	Color	MSRP
AHAT130CN	Cap	Navy	\$17.99
AHAT130CB	Cap	Brown	\$17.99
AHAT130CR	Cap	Red	\$17.99

Evair™



(2-Tone Gray/Light Gray)



(2-Tone Khaki/Brown)

Evair™ Fishing Deck Boot

Model	Men's Size	Women's Equivalent Size	Color	MSRP
EVABT08KR	8	10	2-Tone Khaki/Brown	\$69.99
EVABT09KR	9	11	2-Tone Khaki/Brown	\$69.99
EVABT10KR	10	12	2-Tone Khaki/Brown	\$69.99
EVABT11KR	11	(No Women's)	2-Tone Khaki/Brown	\$69.99
EVABT12KR	12	(No Women's)	2-Tone Khaki/Brown	\$69.99
EVABT13KR	13	(No Women's)	2-Tone Khaki/Brown	\$69.99

Model	Men's Size	Women's Equivalent Size	Color	MSRP
EVABT08GR	8	10	2-Tone Gray/Light Gray	\$69.99
EVABT09GR	9	11	2-Tone Gray/Light Gray	\$69.99
EVABT10GR	10	12	2-Tone Gray/Light Gray	\$69.99
EVABT11GR	11	(No Women's)	2-Tone Gray/Light Gray	\$69.99
EVABT12GR	12	(No Women's)	2-Tone Gray/Light Gray	\$69.99
EVABT13GR	13	(No Women's)	2-Tone Gray/Light Gray	\$69.99

Evair™



(2-Tone Navy/Gray)



(Camo)



(2-Tone Khaki/Black)

Evair™ Marine/Fishing Shoes

Model	Men's Size	Women's Equivalent Size	Color	MSRP
EVASH07CA	7 NEW	9	Camo	\$49.99
EVASH08CA	8	10	Camo	\$49.99
EVASH09CA	9	11	Camo	\$49.99
EVASH10CA	10	12	Camo	\$49.99
EVASH11CA	11	(No Women's)	Camo	\$49.99
EVASH12CA	12	(No Women's)	Camo	\$49.99
EVASH13CA	13	(No Women's)	Camo	\$49.99
EVASH07BY	7 NEW	9	Navy/Gray	\$49.99
EVASH08BY	8	10	Navy/Gray	\$49.99
EVASH09BY	9	11	Navy/Gray	\$49.99
EVASH10BY	10	12	Navy/Gray	\$49.99
EVASH11BY	11	(No Women's)	Navy/Gray	\$49.99
EVASH12BY	12	(No Women's)	Navy/Gray	\$49.99
EVASH13BY	13	(No Women's)	Navy/Gray	\$49.99
EVASH07HK	7 NEW	9	Khaki/Black	\$49.99
EVASH08HK	8	10	Khaki/Black	\$49.99
EVASH09HK	9	11	Khaki/Black	\$49.99
EVASH10HK	10	12	Khaki/Black	\$49.99
EVASH11HK	11	(No Women's)	Khaki/Black	\$49.99
EVASH12HK	12	(No Women's)	Khaki/Black	\$49.99
EVASH13HK	13	(No Women's)	Khaki/Black	\$49.99

Evair™



(Camo)



(2-Tone Blue/Gray)



(2-Tone Green/Black)

Evair™ Marine/Fishing Sandal

Model	Men's Size	Women's Equivalent Size	Color	MSRP
EVASD08BY	8	10	2-Tone Blue/Gray	\$39.99
EVASD09BY	9	11	2-Tone Blue/Gray	\$39.99
EVASD10BY	10	12	2-Tone Blue/Gray	\$39.99
EVASD11BY	11	(No Women's)	2-Tone Blue/Gray	\$39.99
EVASD12BY	12	(No Women's)	2-Tone Blue/Gray	\$39.99
EVASD13BY	13	(No Women's)	2-Tone Blue/Gray	\$39.99

Model	Men's Size	Women's Equivalent Size	Color	MSRP
EVASD08GK	8	10	2-Tone Green/Black	\$39.99
EVASD09GK	9	11	2-Tone Green/Black	\$39.99
EVASD10GK	10	12	2-Tone Green/Black	\$39.99
EVASD11GK	11	(No Women's)	2-Tone Green/Black	\$39.99
EVASD12GK	12	(No Women's)	2-Tone Green/Black	\$39.99
EVASD13GK	13	(No Women's)	2-Tone Green/Black	\$39.99
EVASD08CA	8	10	Camo	\$39.99
EVASD09CA	9	11	Camo	\$39.99
EVASD10CA	10	12	Camo	\$39.99
EVASD11CA	11	(No Women's)	Camo	\$39.99
EVASD12CA	12	(No Women's)	Camo	\$39.99
EVASD13CA	13	(No Women's)	Camo	\$39.99

Customer Service

As the manufacturer of the highest quality fishing tackle products on the market today, Shimano® American Corporation is dedicated to the performance and durability of our products. To this end, we constantly strive to provide the best in customer service and product support this industry has to offer.

If you have any questions regarding any of our products or warranties, please contact us any time through our website at www.shimano.com or call us direct at 1-877-577-0600, Monday through Friday 6:00 a.m. to 5:00 p.m. Pacific Standard Time.

Reel Maintenance Workshops

This year, be sure to visit the “Shimano® World Booth” at a fishing show near you and attend our Reel Maintenance Workshops. At select shows, Shimano® technicians will provide hands-on, step-by-step instructions on how to perform a complete “clean and service” on your reel. Tools are provided. Bring one of your functioning Shimano® reels, or simply stop by and listen in.

To obtain a schedule of workshop times and locations, please visit our website at www.shimano.com.



Platinum™ Service Program

When you submit the Warranty Registration Card for the Torsa®, Calcutta TE® DC, Calcutta TE®, Calais® or Stella® reels, you will receive coupons for discounted clean and lube services ranging from half off to free! All Platinum™ Service Plan reels are assured a 48 hour turnaround time from Shimano® or any Authorized Warranty Center; shipping excluded.



Platinum Premier™ Service Program

The Platinum Premier™ warranty program is available for the Calais® DC®, Talica®, Trinidad® DC® and only when you register your warranty online at <http://fish.shimano.com>. Following your online registration, you will receive an extended two-year limited warranty against manufacturer defects. Additionally you will receive coupons for discounted maintenance services ranging from 50% off to free. All service in the Platinum Premier™ warranty program is guaranteed a 48-hour turnaround (shipping excluded).



Satellite Service Center*

The Next Generation in Service™

Shimano® Satellite Service Centers represent the next generation in service. They are designed and equipped to operate as an extension of Shimano®'s factory service department and to make the same service related decisions that Shimano® does. Even in the heat of the fishing season, Satellite Service Centers commit to providing warranty and non-warranty repair work quickly and with the quality Shimano® customers deserve. Electronically linked to Shimano®, Satellite Service Centers have a direct line to Shimano® certified parts and to the latest in Shimano® technical information. Always ready to provide exceptional service and repair work, they are an outstanding choice for your Shimano® parts and repair needs.

Turn-Around Times

- 48 hours on Stella®, Calcutta TE®, Calcutta TE® DC®, Calais®, Calais DC®, Talica®, Trinidad DC® and Torsa™ repairs guaranteed.

All other repair times are seasonal dependent and fluctuate greatly. Please call our Customer Service line for current turnaround times.

Other Warranty Center Features

- Delivery on Shimano®'s service philosophy
- Factory trained technicians
- Large inventory of Shimano® parts
- Electronic link to Shimano® to ensure instant access to:
 - Shimano® parts information
 - Shimano®'s latest technical information

Factory Service

If you desire factory service, our team of professional technicians are here to help. The Shimano® factory service philosophy is simple: every reel leaves in better condition than which it arrived. The individual technician will inspect, diagnose, and return your reels to high-quality working condition as rapidly as possible. Visit our website www.shimano.com, for shipping address and to download our Repair Request Form (don't forget to fill out the diagnostic help section).

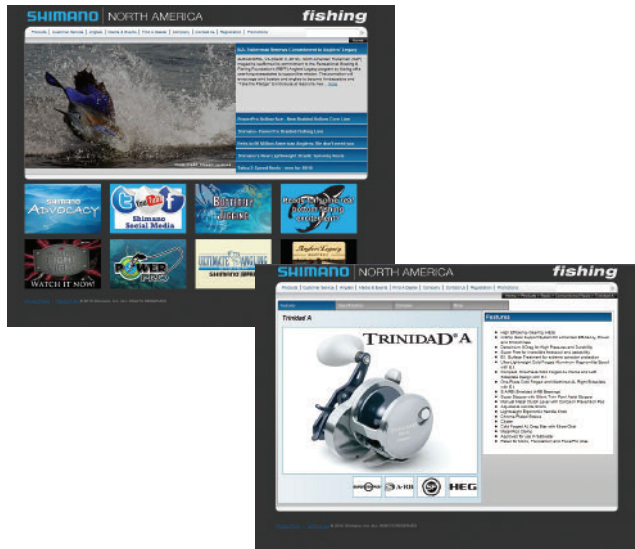
Authorized Warranty Center Locations

Please visit <http://fish.shimano.com/warranty> for a list of our authorized warranty centers.

Shimano® Website

Our dedication to our customers and to providing exceptional service continues. As such, we commit to find better ways to better serve you. We know that more and more of our customers are looking to the Internet to find the information needed to make educated buying decisions. If you have ideas on how to improve our site please go online and send us an email. We'll be glad to hear from you.

For Shimano® product information, dealer locations, to search out a Shimano® Warranty Center, download a schematic or find the answer to a technical question, 24 hours a day and 7 days a week, visit our Website at www.shimano.com. You'll find all that and more such as reel diagrams, new product releases, the latest promotions and year-round event information.



This catalog refers to Other Manufacturers' trademarks:

AFTCO®, *Aftcote™*, *Unibutt®*, *Storabutt™* and *Big Foot®* are registered trademarks of AFTCO MFG. Co, Inc. Corp.

Bull Dawg™ is a trademark of Muskie Innovations, LLC

Carboloy® is a registered trademark of Carboloy Inc.

Darter® is a registered trademark of Ebsco Industries, Inc. Corporation.

DDL™ is a registered trademark of Norman Lures.

D.O.A.® is a registered trademark of D.O.A., INC. Corporation.

Fluke® is a registered trademark of Zoom Bait Company Corporation.

Fuji®, *Hardloy®* and *Alconite®* are registered trademarks of Fuji Kogyo Co, Ltd.

Gudebrod™, is a registered trademarks of Gudebrod, Inc.

Hypalon® is a registered trademark of E.I. du Pont de Nemours and Company.

IGFA® is a registered mark of International Game Fish Association.

Kastmaster® is a registered trademark of Acme Tackle Company.

Lindy® is a registered trademark of Lindy-Little Joe, Inc. Corporation.

Pacific Bay® is a registered trademark of Pacific Bay International Corp.

Permalube® is a registered trademark of Amoco Oil Company, Corporation.

Senkos® is a registered trademark of Gary Yamamoto Custom Baits, Inc. Corporation.

Septon® is a registered trademark of Kuraray Co., Ltd.

Shad Rap® is a registered trademark of Normark Corp.

Tady® 77 and *Tady® C* are registered trademarks of Tady Lure Corp.

Teflon® is a registered trademark of E.I. duPont de Nemours and Company.

Tuff Butt® is a registered trademark of Stuart Industries, Inc.

Westys® is a registered trademark of JEF International, Inc.

Zara® is a registered trademark of Plastics Research and Development Corporation.

© 2010 Shimano American Corporation and Shimano, Inc. All rights reserved. All marks are trademarks or registered trademarks of Shimano American Corporation, Shimano, Inc. or the manufacturers or marketers of products with which the marks are associated. Specifications and MSRP subject to change. Printed in the U.S.A.

™ Marks indicate United States non-registered trademarks of Shimano American Corporation or Shimano, Inc., as of June 2010.

© marks indicate United States registered trademarks of Shimano American Corporation or Shimano, Inc., or the manufacturers or marketers of products with which the marks are associated as of June, 2010.

Credits

Produced by:

www.psonline.com



Shimano® Limited Lifetime Warranty

As used herein, “Shimano®” will mean “Shimano American Corporation” with respect to United States warranty claims and “Shimano Canada Ltd. / LTÉE” with respect to Canadian warranty claims. Shimano and Shimano Canada Ltd. / LTÉE warrant to the original retail purchaser that this rod will be free from non-conformities in materials and workmanship. Shimano’s sole obligation under this Limited Lifetime Warranty is to repair or replace, at Shimano’s option, a non-conforming rod at no cost to the original retail purchaser other than the cost of packing, insuring, and shipping the rod to Shimano. This Limited Lifetime Warranty will be considered VOID if the rod is found to have been subjected to repairs not authorized by Shimano, or if it has been modified, neglected, improperly maintained, misused, abused, or the appearance of the product reveals damage by your failure to provide proper maintenance.

To request warranty repairs on a United States warranty claim, send your rod, postage prepaid, to Shimano or return it to the retailer that it was purchased from. To request warranty repairs on a Canadian warranty claim, send your rod, postage prepaid to Shimano Canada Ltd. / LTÉE or return it to an Authorized Canadian Warranty Center. All warranty requests must be accompanied by a valid dated sales receipt and a brief note describing the difficulty you are experiencing with the rod in as much detail as possible.

Rods that are repaired or replaced by Shimano or Shimano Canada Ltd. / LTÉE under the terms of this Limited Lifetime Warranty will be shipped back to you with Shimano or Shimano Canada Ltd. / LTÉE paying the return shipping charges. If your rod should be found to require repairs outside of the coverage provided by this Limited Lifetime Warranty, Shimano or Shimano Canada Ltd. / LTÉE will perform the repair or replacement and bill you for parts, labor, and return shipping charges. Retailer and wholesaler outlets are not required to perform warranty repairs or exchanges on behalf of Shimano or Shimano Canada Ltd. / LTÉE, nor are they authorized to modify this warranty in any way.

THIS LIMITED LIFETIME WARRANTY DOES NOT EXTEND TO OR COVER ANY DAMAGE TO THE ROD NOT RESULTING FROM A NON-CONFORMITY IN MATERIAL OR WORKMANSHIP; ANY DAMAGE CAUSED BY MISUSE, ABUSE OR TAMPERING WITH THE ROD BY OTHER THAN NORMAL USE OF THE ROD; OR ANY NON-CONFORMITY OR DAMAGE RESULTING FROM REPAIRS PERFORMED OTHER THAN BY SHIMANO OR AN AUTHORIZED SHIMANO SERVICE PROVIDER.

Shimano® One Year Warranty

As used herein, “Shimano®” will mean “Shimano American Corporation” with respect to United States warranty claims and “Shimano Canada Ltd. / LTÉE” with respect to Canadian warranty claims. Shimano and Shimano Canada Ltd. / LTÉE warrants to the original retail purchaser that this rod will be free from non-conformities in materials and workmanship for a period of one (1) year from the date of purchase. During this period Shimano’s sole obligation under this Limited One Year Warranty is to repair or replace, at Shimano’s option, a non-conforming rod at no cost to the original retail purchaser other than the cost of packing, insuring, and shipping the rod to Shimano. This Limited One Year Warranty will be considered VOID if the rod is found to have been subjected to repairs not authorized by Shimano, or if it has been modified, neglected, improperly maintained, misused, abused, or the appearance of the product reveals damage by your failure to provide proper maintenance.

To request warranty repairs on a United States warranty claim, send your rod, postage prepaid, to Shimano. To request warranty repairs on a Canadian warranty claim, send your rod, postage prepaid to Shimano Canada Ltd. / LTÉE or return it to an Authorized Canadian Warranty Center. All warranty requests must be accompanied by a valid dated sales receipt and a brief note describing the difficulty you are experiencing with the rod in as much detail as possible.

Rods that are repaired or replaced by Shimano or Shimano Canada Ltd. / LTÉE under the terms of this Limited One Year Warranty will be shipped back to you with Shimano or Shimano Canada Ltd. / LTÉE paying the return shipping charges. If your rod should be found to require repairs outside of the Limited One Year Warranty coverage (more than 1 year), Shimano or Shimano Canada Ltd. / LTÉE will perform the repair or replacement and bill you for parts, labor and return shipping charges. Retailer and wholesaler outlets are not required to perform warranty repairs or exchanges on behalf of Shimano or Shimano Canada Ltd. / LTÉE, nor are they authorized to modify this warranty in any way.

THIS LIMITED ONE YEAR WARRANTY DOES NOT EXTEND TO OR COVER ANY DAMAGE TO THE ROD NOT RESULTING FROM A NON-CONFORMITY IN MATERIAL OR WORKMANSHIP; ANY DAMAGE CAUSED BY MISUSE, ABUSE OR TAMPERING WITH THE ROD BY OTHER THAN NORMAL USE OF THE ROD; OR ANY NON-CONFORMITY OR DAMAGE RESULTING FROM REPAIRS PERFORMED OTHER THAN BY SHIMANO OR AN AUTHORIZED SHIMANO SERVICE PROVIDER.





300EJ
7 BEARINGS

CURADO




SHIMANO AMERICAN CORPORATION
One Holland
Irvine, California, U.S.A. 92618
Phone: 949-951-5003
Website: www.shimano.com




SHIMANO, INC.
3-77 Oimatsu-cho, Sakai-ku,
Sakai City, Osaka 590-8577, Japan
Phone: 81-72-223-3467

SHIMANO CANADA LTD.
427 Pido Road
Peterborough, ON K9J 6X7
Phone: 705-745-3232



SHIMANO EUROPE HOLDING B.V.
Industrieweg 24
8071 CT Nunspeet,
The Netherlands
Phone: 31-341-272222

SHIMANO (SINGAPORE) PTE, LTD.
20 Benoi Sector
Jurong Town, Singapore 629852
Phone: 65-6265-4777



DUNPHY HOLDING PTY. LTD.
Unit 1, Block A
1-3 Endeavour Road
Caringbah, NSW 2229 Australia
Phone: 61-2-9526-2144

At Shimano American Corporation, we are dedicated to creating recreation products that not only put us in touch with our natural environment, but also create a more natural and responsive interface between the environment and ourselves.

The people who are Shimano American Corporation believe that the integration of environmental issues into our business culture will yield superior products. We will strive to lead by example and are committed to:

- Compliance with applicable environmental regulations, codes and standards;
- Prevention of pollution and;
- Continual improvement in our environmental performance.

It is our intent to be recognized by our customers, employees and community as a responsible business committed to environmental protection and preservation.

REMEMBER TO VISIT US AT WWW.SHIMANO.COM FOR:

- Our entire product line-up
- The latest press releases about our products and events
- Warranty and Customer Service Information
- Dealer locator
- Maintenance workshop information



©2010 Shimano American Corporation and Shimano, Inc. All rights reserved. All marks are trademarks or registered trademarks of Shimano American Corporation, Shimano, Inc. or the manufacturers or marketers of products with which the marks are associated. Specifications and MSRP subject to change. Printed in the U.S.A.

SHIMANO®

